



# COLORADO RIVER RUN III 2025 LEADERS' GUIDE



# TABLE OF CONTENTS

Map of West Wetlands Park.....	3
EVENT RUNDOWN.....	4
FOR SCOUTERS AND PARENTS	
Pre-registration.....	5
Float Plan.....	5
Service Project.....	5
Prerequisites to Attend and Canoe, Adult Supervision.....	6
Check In.....	6
Campsite.....	6
Weather Expected.....	6
General Behavior.....	6
<b>IN CASE OF EMERGENCY.....</b>	<b>6</b>
Meals.....	7
Food on the River.....	7
What to Wear.....	7
Campfire.....	7
Sunday Religious Observances.....	7
Check Out.....	7
PRE-EVENT BRIEF ON SAFETY AND CANOE HANDLING.....	8, 9
THE CONTESTS	
The Essentials List.....	10
Leave No Trace Inspection.....	10
The Cooking Contest.....	11
Camp Gadget.....	11
THE SERVICE PROJECT.....	11
APPENDIX – FORMS	
Quick Summary.....	12
Float Plan.....	13, 14
River Observation Sheets.....	15, 17
Check Out Sheet.....	18
APPENDIX- INFORMATION	
Schedule.....	19
Directions.....	20
What To Do in Yuma.....	21, 22
Get More Instruction.....	23

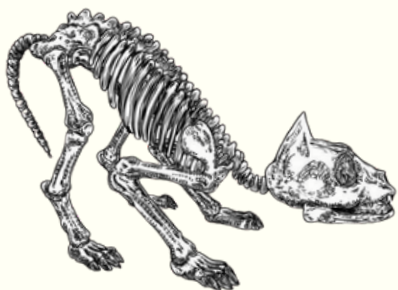




# Colorado River Run III 2025 RUNDOWN OF EVENTS



We will be camping in the indicated area.





# Colorado River Run III 2025

## RUNDOWN OF EVENTS



### April 11 - Friday Evening

Arrive early or arrive late. Bring your dinner or grab it on the way. Follow the signs in the Park. Check in at HQ to get a campsite assignment, then unload and set up camp.

Scoutmasters must check in at HQ and present rosters of canoe crews. There will be a PL/SPL/SM briefing at 9:00 PM at HQ. We will give you launch times order lineup and changes in the schedule if needed. If you arrive later than that we can get you "caught up."

After you sign in and get camp set up, attend the Canoe Handling Brief and take the Canoeing Essentials quiz. If you have not gone canoeing before you need to learn how to handle the gear.

If you come in late, we can give you the Canoe Handling Brief and Canoeing Essentials quiz Sat. morning.

After the events, enjoy fellowship with other scouts. Try to get some sleep, if you can!

---

### April 12 - Saturday Morning

Up and at 'em 6:00 AM. Breakfast will be ready at 7:00 AM. At 8 am there will be a training session for all scouts to go over the basic canoe strokes and Canoe Safety. At 9 am gather up your patrol and your gear and meet at the staging area. After your units' picture is taken, you will be driven upriver to the launch point at Sunny Owls Reservoir. Your patrols will unload their canoes (remember what we practiced?) and make a short portage down to the water. Canoes will gather in the calm water of the lagoon. On your Scoutmaster's order, launch! Watch for wildlife and historical places.

While you are on the river, your campsite will be inspected for LNT Compliance. Make sure everything is in order before you leave for the river. If your "Squadron" gets a morning launch, your unit can eat lunch at your leisure on the river. Tie your canoes together, appoint a couple of strong paddlers to keep you out of the weeds, and relax while eating. Keep your trash in the canoes. You should arrive at West Wetlands Park in 2 to 3 hours after launch.

### Saturday Afternoon

To show our appreciation to the City of Yuma for the use of their park, they have a short service project for us to perform. 1 hour, no more than 2. Your unit will be assigned a shift either before or after you finish the River Run.

### Saturday Evening

You have the rest of the afternoon to prepare your evening meal. Prepare to be judged! Don't forget the BREAD! Prepare enough for several judges to sample, your patrol can eat the rest. You will be assigned a time to bring your meal to the judges to evaluate your meal so you can have it hot and ready for them. Bring enough for 3 people. After your meal, join in the campfire fun. Awards will be made for the contests and more. Enjoy the fellowship for the evening. How long can you stay awake?

---

### April 13 - Sunday Morning

Pack up and get ready to go home. There will be a Protestant Church service and a Catholic Communion service at 8:00 AM next to HQ. A scout is Reverent. Please attend.

Please do not leave until you have checked out at Headquarters. Your campsite must be inspected. Check for lost and found items. Turn in your event evaluations. You get your patches and ribbons when you are fully checked out. Thank you!



# Colorado River Run III 2025

## PRE-EVENT INFORMATION & PAPERWORK



**Pre-registration:** We need a head count ahead of time to prepare for food, procure canoes, and set up adequate camping space. This event requires you to sign up participants and list names when registering. If there are changes, please indicate that on the Float Plan and submit to HQ upon arrival. This event is limited to 200 participants and 50 staff.

**The Float Plan:** Float Plans are an important safety tool used in all boating programs. Please submit this form with your unit's information when you check in Friday night.

Unit # and Leader Information: Please list a cell phone number for the trip leader.

Departure Time and Disembark Time—Departure time will be assigned to your group at check-in.

Participant Requirements:

- Please identify each participant's swimming type (non swimmer, beginner, and swimmer). If a participant is either a non swimmer or beginner then he or she must be in a boat with an adult who has passed the BSA Swimmer Test and who has experience with operating a canoe.
- Canoeing Merit Badge—This event requires that at least one youth in each boat have the canoeing merit badge
- Safety Afloat—At least one adult per 10 scouts must have taken Safety Afloat. We recommend that all adults take this important training. The class is free and can be found by logging into [My.Scouting.org](https://www.myscouting.org)
- All participants must travel with a buddy boat. If your unit has an odd number of boats than one pair of Buddy Boats becomes a threesome.
- This is **not** a swimming event.

Trip Details: This portion of the Float Plan contains important information including:

- The Launch and egress points
- Travel route details
- Contingency Plans for Emergencies

**The Service Project (please bring tools and gloves):** To have this many people and the area we have asked for, The City of Yuma would normally ask for \$1500 to use the facilities. We have promised a substantial service project to cover the site rental. This year we are going to clear and clean up the “forest” area between Playa Linda beach (where Event HQ is located) and the boat ramp by clearing out dead trees and branches, cleaning up trash, and repairing or replacing the beaver screens around the small trees. Each unit needs to work at least an hour. Bring shovels, rakes, axes and saws. Be sure to mark them so they don't get “lost.” These trees were mostly propagated and planted by Eagle candidates for their Eagle Leadership projects and some service projects by Venture Crews. If we do an outstanding job we are going to ask the City of Yuma to designate this as “The Boy Scout Forest.” We need your participation. Work will be done in 3 shifts to make it more manageable.

**The Contests:** This event will have several scored contests, please see details and be prepared.



# Colorado River Run III 2025

## ADMINISTRATION DETAILS



This is a Canoeing Float Trip for fun. This is *not* a swimming event. Any scout or adult can canoe provided there is appropriate Trained Adult Supervision (see below). We will be providing basic canoe instruction so scouts without prior canoe experience will be able to go on the float. If a scout does not wish to canoe, we will have other activities available during the float time.

### **PREREQUISITES TO ATTEND AND CANOE**

- Two Deep Leadership (Adults aged 21 or older with current *Youth Protection Training* (YPT)).
- At least one adult must have current Weather Hazard Training
- At least one *Safety Afloat* trained adult per 10 scouts (current certification within last two years).
- *Safe Swim Defense* is recommended though swimming is **NOT** part of this event.
- At least one adult with CPR and First Aid training (current certification).
- At least one adult with competent Canoeing skill set and experience.
- It is strongly recommended that this person be trained in Paddle Craft Safety (BSA), ACA, American Red Cross or other certification, but an experienced canoeist will do.
- All participants should pass the BSA Swimmer Test. If a scout is either a non swimmer or beginner swimmer, then he or she must be in a boat with an adult who has passed the BSA Swimmer Test and who has experience with operating a canoe.
- At least one youth in each boat must have the canoeing merit badge.

Webelos: This event is not designed for Webelos scouts—they are not allowed to participate in the Canoeing portion of the Camporee. If dens would like to visit on Saturday, they may do so by coordinating with the scout unit they are visiting.

**CHECK IN:** Stop by HQ when you arrive and be prepared to turn in your Float Plan. Remember the PL/SPL/SM briefing at 9:00 PM at HQ.

**CAMPSITE:** You will be sited near another unit. No, you can't go off and camp by yourself. We want the scouts to meet other scouts. We are camping under *Leave No Trace* rules. No digging holes or trenches in your campsite. No fires on the ground. See your Scout Book or LNT manuals for ideas about having a fire under LNT. Keep your trash contained. The campsite will be inspected for LNT compliance and scored.

**WEATHER EXPECTED:** Average temperatures in October in Yuma are a high of 90 and a low of 64 and we sometimes get rain in that month. There are possible wind events and thunderstorms. Watch the forecast a week ahead of the event.

**GENERAL BEHAVIOR:** The Adult Leaders of the unit must be responsible for your scouts at all times— in camp and on the river.

- In camp, they must behave like scouts and live by the Scout Law.
- **There is no swimming or wading in the river.**
- No leaving the park.
- Scouts must let adult leadership know if they go to another part of the park.
- Buddy system always.
- On the river, keeping the group together is the hardest part. Some people want to run ahead and 'win.' Others will get lazy and just 'dip' their paddles. **For safety, you must impress on your scouts to stay together as a patrol or troop. Make sure each canoe stays with their "Buddy Boat." Buddy Boats must stay close enough that one canoe can rescue the other immediately if there is a problem.** PFDs are worn anytime they are near the water. If their feet get wet, they need to wear a PFD. Adult leaders must set the example.

### **IN CASE OF EMERGENCY:**

In case of a true, life threatening emergency, render appropriate first aid and call 911. Notify event HQ as soon as practical but do not lose time doing it. Carry a group first aid kit with your group. Carry your medical forms in a waterproof container and make them available to emergency personnel.

BE PREPARED!



# Colorado River Run III 2025

## ADMINISTRATION DETAILS



### **MEALS:**

- For supper Friday night, bring it or buy it on the way.
- Sat. morning, breakfast will be served starting at 7:00. (Provided by the event)
- At lunch time if you are on the river, tie your canoes together, have a couple of paddlers keep you out of the weeds, and eat a quick lunch. (You did bring some extra rope didn't you?) This is also an opportunity to teach your scouts how to protect personal gear and food in case of canoe capsizing. (Hint: it must float and must be waterproof.)
- Bring your own snacks and water to have on the river.
- Saturday supper will be prepared by the patrols in their campsite and judged. (See page 6 of this packet for more info.)
- Sunday morning is breakfast on your own.

**FOOD ON THE RIVER:** You burn a lot of calories when you paddle. Eat a good breakfast and nibble during the day. Forget the candy and expensive energy bars. Take oranges, apples, peanut butter, Trail mix, small cheese sticks and meat sticks. Sports drinks are ok but have a lot of sugar in them. You can use sugar-free powdered drink mix if you like it. Pack it in Ziploc bags, then put several items in a larger Ziploc. Trap a little air in them so they float. Store your gear in a waterproof bag, small ice chest, or water can. Tie it all in the canoe. Take lots of water, and drink it!

**REQUIRED FOR THE TRIP:** A troop T-shirt that identifies your unit. Do not wear your Field uniform on the river. Put your wallet, phone, etc. in a Ziploc bag or something waterproof and floatable.

- Neat, clean "Class A" uniforms at campfire and Religious services.

**CAMPFIRE:** Saturday evening after dark, the campfire program will have skits and songs, award presentation, and a flag retirement. *Please bring a pair of scissors.* Everybody invited. Class A uniforms.

**SUNDAY ACTIVITIES:** Sunday morning is breakfast on your own. Church services, Protestant and Catholic, will be held at 8:00 in the park. Please attend. A Scout is Reverent.

**CHECK OUT:** Before you leave, stop by the HQ. Check the lost and found for any clothes or gear that "got lost." Make sure all the event gear you used is returned. Fill out the event evaluation after discussing event with your unit. When you get completely checked out, you will get your patches and flag streamers.

Have a safe trip home!

Playa Linda Beach where we will stage some activities.





# Colorado River Run III 2025

## CANOEING SKILLS



Remember, the Scouts are participating as patrols. Multiple patrols are OK, provided that each patrol has at least 5 participants. Please use your normal patrol structure.

After you check in, there will be some short lessons in handling the canoes. There are 2 reasons for this:

- 1.) There is limited space at the launch point, so the patrols must unload and launch quickly and efficiently. We will show them how to work as a team to untie, unload, and carry the canoes.
- 2.) When the scouts reach the end of their canoe trip, they need to disembark, clean out the canoes, and reload them on trailers. Properly and efficiently. After they see the lesson the scouts can practice for a few minutes.

**Scouters, the secret to success is the Patrol Leader.** The PL needs to watch the lessons, form a plan, and communicate the plan to his/her team. PL needs to include all members of the patrol. The PL cannot do it all and needs to be the manager of the contest. In fact, the best patrol leaders will not touch a canoe but will direct, organize, and control his/her team. Launch, portage, and recovery is basically all about leadership.

Scouters, I do not want to insult your intelligence and tell you how to manage your troop. But I will tell you how I would do it:

1. **The PL needs to listen carefully** to the instructions.
2. **Divide the job into smaller steps.** Assign a specific member of the unit to do specific steps.
3. **Set the order in which tasks are done.** Sometimes one task needs to be done before another can be done. Everyone gets a job.
4. **The PL is the supervisor.** When the PL is organizing the work, he/she should not say "who wants to untie the canoes?" He/she should phrase it "John, you untie the canoes," "Paul, you and George lift the canoes off the trailer, "Ringo, you, Keith, and Mick haul the canoes to the staging area." If the PL asks "anybody" either "everybody will want to do it, or "nobody" will want to do it. Be specific. I also believe in the Ronald Reagan method of supervision: Trust but Verify. Nothing wrong with asking how it's going or are they done yet. Anyhow, we will talk more about this Friday night or Saturday morning.

I want to emphasize a couple of things:

1. **Take care of the canoes.** The blue canoes are 20 years old. Some of the other canoes we own, well, I used them when I was a Scout, so they have to be at least 40 years old. The point is, take care of these canoes. Replacement costs run over \$1,000 for the new aluminum ones. Don't set them down on rocks. Don't run over rocks when beaching them. Don't drop them. Older, bigger scouts-2 scouts can carry a canoe. For smaller, younger scouts-4 of them carry a canoe.
2. **Don't use PFDs as seat cushions,** that will crush the flotation materials.
3. **Don't use the paddles as walking sticks or push off the beach or dock with the blade;** turn them around and use the handle. The blades should only touch water. Don't take the painters off (rope attached to the canoe).
4. **Oh yes, have a good time!**





# Colorado River Run III 2025

## CANOEING SKILLS



**Unit supervision rules require one responsible, qualified adult per 10 scouts, but no less than two per unit.** In other words, a patrol of five needs two adults (Two Deep Leadership) and a patrol of 12 needs two adults (1:10 ratio). Remember, scouters need to buddy up too.

**We will *not* set up a swimming area, nor do we have dedicated lifeguards, so this is NOT A SWIMMING EVENT!**

- No wading in water more than knee deep, unless it is to board a canoe.
- No stopping at a sand bar to play frisbee.
- PFDs must be worn at all times. If you get wet, you wear a PFD. You will be shown how to size the vests and put them on. If you want to bring your own PFDs you are welcome to it. Floating cushions will be given to the first 18 adults.

Your unit will be assigned canoes, PFDs, and paddles. When you arrive at the beach, check them back in at the HQ tent. If you do not check in, then if we are missing something, YOU will be on the hook.

*Before you check in with the canoes, wash them out and pick up the trash.* The people in the next squadron will not appreciate a dirty, trashy canoe. Your canoe may be loaded and not used again, so please clean it out.

We hope you enjoy the river! See the last page of this packet to find out how your unit can get more canoe training and attempt more treks on the Colorado.





# Colorado River Run III 2025

## THE CONTESTS



### THE ESSENTIALS LIST

After the briefing the patrols will take a quiz on the Essentials to take on a canoe day trip. The event judge will have score sheets that can be filled out. If the patrol's list is not exactly the same as the judge's that's OK. The patrol needs to argue their case to get the score.

When making your list think of all the things that could reasonably happen: weather problems, injury, getting lost, reaching your destination late, capsized canoes, worried moms, etc. and make a list of things to deal with these scenarios.

Scouters, you should have your own Essentials List too. What do you need to do or bring to make this a safe and enjoyable trip for your scouts and scouters?



You can't take everything!

### LNT INSPECTION

We are camping in a city park and so we want to leave as little impact as possible.

- A strict provision in the permit is no fires on the ground.
- All other LNT rules are in force. No digging holes or trenches.
- Be especially mindful of food storage and sanitation. Even though we are in the city, the park has beavers, raccoons, and coyotes that hunt. Don't give them any.
- Clean up your trash—on the river and in the camp.
- The inspection will be performed while the scouts are on the river.

Refer to the Scouts BSA Handbook, LNT manuals or Google; Leave No Trace Camping for ideas on fire building and other methods.



Paddling on the Colorado River





# Colorado River Run III 2025



## THE CONTESTS

### COOKING CONTEST

After the canoe trip and after the service project the patrols must cook an evening meal.

- The meal must consist of a main dish, side dish, and dessert.
- They must all contain BREAD. Yes, desserts can have BREAD.
- Dutch oven cooking preferred.

The meals will be judged on taste, use of the ingredients, BREAD, presentation, and taste. Don't forget taste.

You will be assigned a time when you bring the meal to the judges. Prepare enough for your unit, and 3 or 4 judges. Tell the judges how you prepared the meal. Bring serving utensils. Bring paper plates/bowls and disposable table ware.


LNT rules for fires: No fires on the ground.

### CAMP GADGET

Make a useful gadget for your campsite using rope and wood.

- There must be 3 kinds of lashing and at least 2 different knots.
- Rope lashing only. No nails or screws.

Some suggestions are: Towel drying rack for the kitchen. A water can stand. Flagpole. Bulletin board stand. You get the idea.



### THE SERVICE PROJECT

Since the City of Yuma waived the normal permit and cleanup charge, we will earn it with a service project. This is our "Good Turn" for the use of these facilities. This is the third year we have done this and the city is pleased with the work we have done so far. We will work on cleaning up the area around the walking trail. That means cleaning up fallen branches, possibly removing dead trees, repairing or replacing beaver guards around the trees, and general cleanup. If there are some large downed trees we will use some long "bucksaws" to cut sections for seating along the trail. We will work in 3 shifts either before or after your canoe run. Bring your shovels, rakes, axes, and saws. This may be the only time you can actually cut down a tree!





# Colorado River Run III 2025

## April 11, 12 & 13

### Event Summary



#### Appendix:

#### I. FORMS

- Float Plan Forms
- River Observations Contest Form
- Campsite Checkout Form

#### II. INFORMATION

- Event Schedule
- Driving Direction Map
- River Float Map

This event, held on even-numbered years, is a camping and canoeing skills event. Scouts and leaders will camp under Leave No Trace rules, learn and practice canoeing skills, and enjoy fellowship with Scouts and Scouters from across the state. **ATTENDANCE LIMITED TO THE FIRST 200 SCOUTS. PREREGISTER EARLY!**

The event will be held at the West Wetlands Park (WWP) near city 12th Street and the Colorado River. We will camp at the west side of the park near the Playa Linda Beach. Unit camping will be at the strip of turf on the south side of the park. The event Headquarters will be at the small grassy area next to the Playa Linda Beach. Upon arrival, even if it is late, unit leaders will check in at HQ and present their required documents. The Unit will be guided to a camping spot.



This is a plan for the West Wetlands Park. Not all areas colored green are developed and grassy.   
 Park Entrance at City 12th St

- Required documents:
- ➔ Float Plan: Available in the Leaders' Guide. It is partially filled in with info about the event.
  - ➔ Attendance Roster: In the Leaders' Guide. Filled out with actual attendees. This will determine the Registration Fee.
  - ➔ Unit Swim Classification Record: Swim checks need to be done at home according to Scouting requirements. Form is in the Leaders' Guide.
  - ➔ Pre-Event Medical Screening: Observations before leaving home. Look for headache, fever, congestion, etc. Ask any Scout or Scouter to stay home if they display symptoms. Crosscheck with Medical Forms.
  - ➔ Permission Slips with updated medical condition and/or medication use. Scouts and Scouters.

The contests used to determine the Top Troop are: Canoe Essentials, LNT Inspection, River Observations, Camp Gadget, Cooking Contest, and participation in the Service Project. Each one is worth 100 points. Participation ribbons will be awarded to each patrol.

After the Scout unit has completed the Canoe Essentials quiz and Canoe Handling Brief, the canoers will be transported to the launch area approximately 4 miles from WWP. As individual canoes are launched the unit will gather in the lagoon and proceed to the river channel on orders from the unit leader. The canoes will proceed down river, noting the things on their River Observation sheets and noting the River Mile Markers along the way. As they go under the Ocean to Ocean Bridge the unit will stay on the south side of the river (off the port side of the canoe.) When they reach the Centennial Boat Ramp, the unit will beach the canoes, remove their gear, wash out the canoes, and load them on the waiting trailers. The unit can make the short walk back to the HQ.

When the unit arrives back at the HQ, the scouts and scouters can turn in their Observation Sheets if they are finished, work on the service project, or start their meal preparation for the Cooking Contest. The judging schedule will mirror the launch schedule.

Campfire and awards at 7:00 at the beach. Pack up campsites Sunday morning and attend the Protestant and Catholic religious services at 8:00 AM at the beach. Check out. After campsite inspection the Unit will receive their Patches.



# Colorado River Run III 2025



## FLOAT PLAN

Unit #: \_\_\_\_\_ Unit Leader Name: \_\_\_\_\_ Cell: \_\_\_\_\_

Departure Time: \_\_\_\_\_ Estimated Disembark Time: \_\_\_\_\_

**Remember—All participants must wear PFDs at all times, Beginner and non swimmer participants must be in a boat with an adult who passed the BSA Swimmer Test and who has experience operating a canoe, at least one youth in each boat should have canoeing merit badge, and buddy boats must always travel together.** Use this chart to plan the allocation of canoes and people for the outing you are leading. Consider these factors: swimmer status, age, physical ability, canoe handling skill, life guarding, discipline, and training. Note the capacity of the canoes when distributing equipment. Duplicate this page if necessary.

Remember - Buddy Boats must travel together at all times.

<b>Canoe #1</b>	_____	_____	_____	Non-Swimmer / Beginner / Swimmer	Yes / No	Yes / No
	Full Name	Gender	Age	Swim Class (Circle one)	Canoe MB (Circle one)	Safety Afloat Trained (Circle one)
<b>Canoe #1</b>	_____	_____	_____	Non-Swimmer / Beginner / Swimmer	Yes / No	Yes / No
	Full Name	Gender	Age	Swim Class (Circle one)	Canoe MB (Circle one)	Safety Afloat Trained (Circle one)
<b>Canoe #2</b>	_____	_____	_____	Non-Swimmer / Beginner / Swimmer	Yes / No	Yes / No
	Full Name	Gender	Age	Swim Class (Circle one)	Canoe MB (Circle one)	Safety Afloat Trained (Circle one)
<b>Canoe #2</b>	_____	_____	_____	Non-Swimmer / Beginner / Swimmer	Yes / No	Yes / No
	Full Name	Gender	Age	Swim Class (Circle one)	Canoe MB (Circle one)	Safety Afloat Trained (Circle one)
<b>Canoe #3</b>	_____	_____	_____	Non-Swimmer / Beginner / Swimmer	Yes / No	Yes / No
	Full Name	Gender	Age	Swim Class (Circle one)	Canoe MB (Circle one)	Safety Afloat Trained (Circle one)
<b>Canoe #3</b>	_____	_____	_____	Non-Swimmer / Beginner / Swimmer	Yes / No	Yes / No
	Full Name	Gender	Age	Swim Class (Circle one)	Canoe MB (Circle one)	Safety Afloat Trained (Circle one)
<b>Canoe #4</b>	_____	_____	_____	Non-Swimmer / Beginner / Swimmer	Yes / No	Yes / No
	Full Name	Gender	Age	Swim Class (Circle one)	Canoe MB (Circle one)	Safety Afloat Trained (Circle one)
<b>Canoe #4</b>	_____	_____	_____	Non-Swimmer / Beginner / Swimmer	Yes / No	Yes / No
	Full Name	Gender	Age	Swim Class (Circle one)	Canoe MB (Circle one)	Safety Afloat Trained (Circle one)

By signing below, I verify that all the information listed above is accurate.

\_\_\_\_\_

Scoutmaster Signature

\_\_\_\_\_

Scoutmaster Print Signature

\_\_\_\_\_

Date

**Equipment**

Boats and Paddles: (Provided by Event)

Safety equipment including PFDs: (Provided by Event)

Other (drybag, flashlights, first aid kit, etc.): (Provided by Units)

If your unit would like to bring their own canoes and safety gear, please contact Rick Rademacher, rademacher.rick@gmail.com.



# Colorado River Run III 2025 FLOAT PLAN



Gather up your patrol and your gear and meet at the staging area 30 minutes before your assigned launch time. You will be driven upriver to the launch point on the levee road on the California side of the river.

- Your patrol will unload their canoes (remember what we practiced?) and portage down to the water. On your Scoutmaster's order, launch! Watch for wildlife and historical places. While you are on the river, your campsite will be inspected for LNT compliance.

Around noon, tie your canoes together and eat lunch while you drift down the river. Rest up, you are not done yet! You should arrive at West Wetlands Park between 1 and 2 pm.

The Colorado River in this area is considered flat water (slow moving). It is wide and very deep (15 to 20 ft). The water is generally cold, below 50 degrees. It does have a current probably in the area of 3-5 knots.

### Travel Route To And From Launch Point and Egress Point:

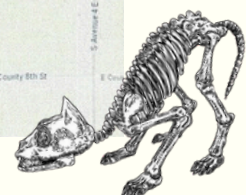
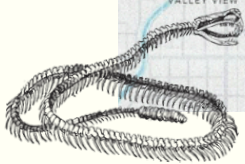
Travel from Event HQ at West Wetlands Park to Colorado River Levee Rd East from Quechan Tribal HQ to Sunny Owls Reservoir Egress point at Centennial Boat Ramp at West Wetlands Park.

### Travel Route On Water (include starting location, ending location each day, approximate travel times on water and rest stops along the way, final egress point):

Flat water canoe day trip on the Colorado River from Sunny Owls Reservoir to West Wetlands Park. Total float time estimated at 3 hours with lunch break.

### Contingency Plans for Emergencies (include medical problems, weather, emergency, & bailout points):

This event will have emergency medical professionals on staff and weather will be monitored for excessive heat, wind, or lightning—any of which could result in delays or cancellation. Cell phone reception is reliable along the Colorado River and there are multiple bailout points if needed. If you have a minor medical situation, please treat with your unit's first aid kit. If you have a medical emergency, please call 911 and notify the Event Coordinator at 928-257-6104 or 540-529-5985. The City of Yuma Fire Department and Yuma County Sheriff are aware of the event and route.





# Colorado River Run III 2025

## RIVER RUN OBSERVATIONS



TROOP \_\_\_\_\_ PATROL \_\_\_\_\_

Check off the things you see as you as you journey on the Colorado River.

“SCOUT’S HONOR” Turn this sheet in to HQ when you finish your River Run.



### River Otter

Watch for slides on the river’s edge. A common way to get into the water



### Bighorn Sheep

They can go without water for a month or more.



### Beaver

If you surprise them you will hear a slap on the water—a signal to other beavers.



### Mule Deer

He will walk miles every day for water.



### Wild Burros

Not afraid of man. Will go pretty much anywhere they want.



### Sonoran Pronghorn

This rare antelope can run nearly 60 mph. Only 160 individuals are left in Southern Arizona.




### Wild Horses

Beautiful horses that descended from horses that escaped from European explorers.



### Bobcat

A night hunter, silent and wary.



### Marsh Hawk

Identify him by the white patch at the base of his tail.



### Coyote

Patient and sneaky, he will steal food left out at night.



### Osprey

Will dive into the water and come up with a fish in its talons.



### Kit Fox

Watch their eyes reflect lights at night.



# Colorado River Run III 2025

## RIVER RUN OBSERVATIONS



TROOP \_\_\_\_\_ PATROL \_\_\_\_\_

Check off the things you see as you as you journey on the Colorado River.

“SCOUT’S HONOR” Turn this sheet in to HQ when you finish your River Run.

### RECOVERING:



Fremont Cottonwood




Goodding Willow

### NATIVE:



Inland Saltgrass



Arrowweed



Honey Mesquite




### INVASIVE:



Tamarisk/Salt Cedar



Phragmites



Cattails







# Colorado River Run III 2025

## RIVER RUN OBSERVATIONS



TROOP \_\_\_\_\_ PATROL \_\_\_\_\_

Check off the things you see as you as you journey on the Colorado River.

“SCOUT’S HONOR” Turn this sheet in to HQ when you finish your River Run.

### ALUMINUM BIRDS: US MARINE CORPS AIRCRAFTS

**ENDANGERED**



**CH-46 “Phrog”**  
The medium lift helicopter for personnel and

**ENDANGERED**



**AV-8B Harrier**  
The USMCs Vertical takeoff and landing



**CH-53 King Stallion**  
The biggest lift helicopter in the



**AH-1 Cobra**  
Ground attack copter protects troops on the



**F/A-18 Super Hornet**  
Carrier based jet that can be a fighter or a



**F-35B Lightning II**  
The newest jet is a vertical take off and landing jet that is loaded with advanced



**MV22 Osprey**  
Tilt rotor lets it land like a helicopter and



**K/C-130J Hercules**  
This versatile cargo plane can act as a cargo, fuel tanker, or troop hauler. The original design is 70



**C-17 Globemaster II**  
The newest heavy lift transport in the US military. It can haul 85 tons– an Abrams tank, 10 armored Humvees, or 100 paratroopers and all their gear. It can



# Colorado River Run III 2025 Campsite Checkout Form



When you are ready to check out, please complete this form. The Senior Patrol Leader should check each area as completed and sign form. Once finished, please go to HQ for final inspection.

Unit # \_\_\_\_\_

Campsite # \_\_\_\_\_

COMPLETED	INSPECTION ITEMS	COMMENTS
	Campsite is clean, looks good - no trash on ground	
	No sign of a fire- no ashes, scorched soil, no wood	
	All trash has been put in plastic bags and put in dumpster	
	Toilets are clean—no paper, trash, food.	
	No vegetation damaged.	
	No equipment left behind	
	No vehicle tire tracks	
	No holes or trenches	

By signing below, I verify that all the of above inspection items have been completed.

Senior Patrol Leader Signature: \_\_\_\_\_

Inspector Signature: \_\_\_\_\_

**Thank you! See you in 2026!**



# Colorado River Run III 2025

## EVENT SCHEDULE



Friday Evening		
6:00 - 11:00 PM	Arrive at Camp and Check In	
9:00 PM	Briefing	Scoutmaster and SPL
10:00 PM	Camp Quiet	
Saturday		
6:00 AM	Reveille – Camp Wake Up Time Prepare Camp for Inspections	LNT Principles
7:00 AM	Camp-wide Breakfast	Supplied by Event Staff
8:00 AM	Flag Ceremony, Canoe Training	
9:00 AM	Patrol Events	
10:00 AM	Units prepare and board shuttles	
11:00 AM – 1:00 PM	Float to Lunch Spot	As units arrive
1:00 – 3:00 PM	Canoe to boat ramp and recover canoes	As units arrive
3:00 – 5:00 PM	Service Project	1 hour per unit
4:00 – 6:00 PM	Dinner, Dinner Judging	Unit will be assigned time
8:00 – 9:00 PM	Campfire	Awards and entertainment
10:00 PM	Camp Quiet	
Sunday		
7:00 AM – 12:00 PM	Wake up , get ready for church	
7:00 AM – 12:00 PM	Breakfast by units	
8:00 – 8:30 AM	Church Services	Protestant and Catholic services
7:00 AM – 12:00 PM	Check out	



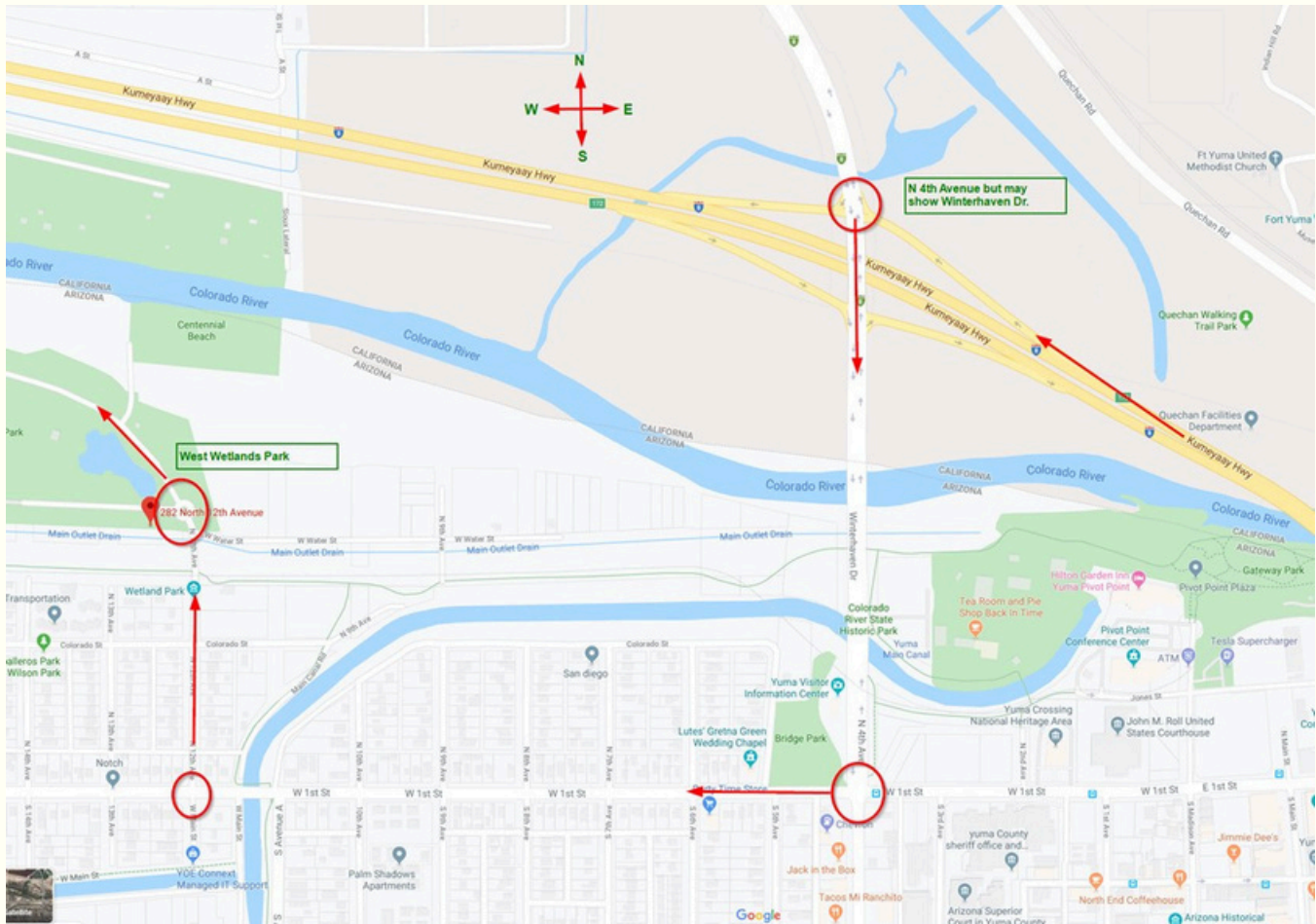
# Colorado River Run III 2025

## DIRECTIONS



### West Wetlands Park 282 North 12th Avenue, Yuma, AZ 85364

1. Depending on where you come from, get on Interstate 8 West.
2. Take it all the way to Yuma. You will go over the Colorado River.
3. Take the 4th Avenue exit and turn left. You will cross the River again.
4. The first light is 1st Street. Turn right on it and head west.
5. After you cross the canal, turn right onto 12th Street.
6. Follow it over the railroad tracks and levee.
7. You are at West Wetlands Park. Follow the signs.



Since a lot of you will be coming from Phoenix, we expect you to get in late. Don't worry, we will be waiting up for you. It takes about 3 hours to get here from mid-Phoenix. Pit stops are available at Gila Bend, Sentinel rest area, and Mohawk Pass rest area.



# WHAT TO DO IN YUMA



**For families, adults, and parents not participating in the River Run or other events, there is plenty to do in Yuma! We have lots of history, leisure, and recreational activities.**

## The Yuma Territorial Prison

From 1876 until 1909, this prison housed the worst offenders in the Arizona Territory. It was considered “escape proof” since the surrounding desert was endless and deadly, and the wild Colorado River was deep and fast. Still it was considered a model penitentiary for its day, with electric lights and cooling, a library, hospital, and mess hall. The 3 to 5 ft. thick walls made it cool (er) in the summertime. After it was abandoned the prison was used for a temporary High School while a new one was being built, giving rise to the Yuma High athletic teams proudly calling themselves the “Criminals.” Cheap admission to this Arizona State Park Run by a Yuma citizens group. Get your picture taken in a cell and at the “Sally Port.”



## Yuma Quartermaster Depot State Historic Park

Besides being a desert town, Yuma is also a river town. Steamboats started their journey up the untamed, and undammed, Colorado River and ended up near the site of present-day Hoover Dam. The US Army manned a Quartermaster Depot from 1864 to 1880 that supplied all Army posts in Arizona and southern California. The Army required 6 months' worth of provisions, ammunition, and supplies be kept at the Yuma Depot, and enough horses, mules, and wagons to transport it all. The Commander's house is meticulously restored and furnished, as are various offices, shops, and warehouses. The Visitors Center tells the story of the entire area.



## Historic Downtown Yuma

Yuma's original Main Street has entertainment and shopping. Regency Main Street Theatre. Prison Hill Brewery. Da Boyz Italian Food. The Pint House Bar and Grill. For shopping opportunities, there are bookstores, antique stores, pottery shops, and lots of gift shops. The Yuma Art Center is located in downtown. Historic Downtown Yuma is located on the north end of town a couple of miles east of West Wetlands Park.





# WHAT TO DO IN YUMA



## Sanguinetti House and Museum

The home of one of Yuma's pioneer families is decorated and furnished in turn of the (last) century décor. Tours are available. The food at the Garden Café next door is exceptional. Dine outdoors and eat local produce, tortilla soup, tri-tip sandwiches and out of this world desserts.



## The Yuma Palms Commerce Center

A large retail complex with name brand stores and eateries. 14' screen Harkins Theater. Fast food and sit down dining. Sportsman's Warehouse. Dillard's. Penney's. Sam's Club. Black Bear Diner. Chilis, Famous Dave's, Red Lobster, Del Taco, Panda, 5 Guys and more.

## Sprague's Sports

Go see this even if you are not in the market for a gun. Dozens of mounted game animals. Guns of all kinds. Indoor shooting range and guns for rent.

## Golfing

Yuma has a dozen golf courses of various size and quality. Check out Desert Hills, Mesa Del Sol, Las Barrancas, and Cocopah Bend. Full-service golf with carts, Pro Shop, and café.

## Yuma Agriculture

The growing season will be in full swing in October. Yuma supplies 85-90% of the country's winter vegetables between the 1st of November and the end of April. You can see the land created by the Colorado River over the last million years or so. See the extensive water system that distributes the most precious of all natural resources. Best way is to drive from Dome Valley to the Mexican border via Highway 95.



## Fishing

If you are a serious warm-water fisherman, this is the place for you. You can launch your boat into Mittry Lake or on the main channel of the Colorado. Catfish, bass, crappie, and occasionally trout can be caught in the area. Jetties in various places provide easy access to a good spot without a boat. Fall is a great time to fish.



## West Wetlands Park

The City of Yuma facility we are using for the River Run is a 110-acre city park. It has playgrounds, zip lines, obstacle course, compass course, and disc golf course. You can fish in the pond with a good chance of getting something on your line. Wildlife such as beavers, muskrats and river otters can be seen. A marked nature trail is a nice walk. See the Army of the West memorial. The Wolfe Castle entertains Kids of all ages. The Pastor Hummingbird observation deck has hundreds of "hummers" flying around on a given day. The forest of Willow and Cottonwood trees along the river were planted for Eagle Projects.





## Want to learn more about Canoeing and River Camping?

If you want to add something different to your camping program consider canoeing on the Colorado River.

We have pre-planned 1 to 3 day trips for the entire river from Hoover Dam to Yuma with varying difficulty and advance planning requirements. All the trips are fun, challenging, and gratifying for scouts and scouters alike. Your unit can make long-term goals like paddling the entire river from Hoover Dam to Yuma by scheduling one or several trips per year.

Within the Yuma Scouting Community, we have several BSA, Red Cross, or American Canoe Association certified instructors. We can do the Canoeing MB in two sessions: Land School and Paddle Training. We have canoes and kayaks to rent at reasonable cost.

**Want to see how you and your unit can canoe the Colorado River?** Stop by Canoe Run HQ and ask for the times the Outdoor Chair or his staff can meet with you or contact Rick Rademacher at 928-257-6104/ rademacher.rick@gmail.com.

Topock Gorge, Colorado River,  
Near Needles California

Boundary Waters Canoe Area Launch Point,  
Near Ely Minnesota

Training area in Mittry Lake,  
Near Yuma, Arizona

Little Sioux River,  
Near Ely Minnesota

