



WINTER CAMP LEADER'S GUIDE

December 29 - 31, 2022



Dear Unit Leaders, Scouts and Parents;

Welcome! The staff of Winter Camp 2022 welcomes you to our hidden gem of a camp, Camp Horne. We look forward to another successful year where your Scouts can continue to grow in their life journey through Scouting. Winter Camp is a great place to discover new friends, enjoy good food, and build lifelong skills through both Scouting and Venturing program opportunities.

Winter Camp is different from Summer Camp! Though we offer merit badge programming similar to that of summer camp where Scouts can work on up to 2 merit badges. Winter Camp stresses fun through the open program activities. These activities allow Scouts to enjoy utilizing some of the skills they have learned already in scouting. Please review to the leaders guide for estimated requirements per merit badge they should complete during camp along with the open program activities being offered.

This Leader's Guide is an attempt to provide you with as much information as possible about what to expect at Winter Camp. If you have any specific questions or unit needs, please don't hesitate to let us know. We will do everything within our power to ensure your Scouts have a memorable experience and an enjoyable learning opportunity.

Please be sure to thank our staff (your merit badge counselors, kitchen staff, and countless other volunteer leaders) who help make this program possible. If not for our volunteer staff and their willingness to take time out to provide this experience for your Scouts, Winter Camp would not exist. A big thank you is definitely in order. Speaking of the kitchen staff who specifically puts in very long hours.... please be sure to thank them daily for keeping us well-nourished and full of warm hot cocoa. A Scout is "Kind".

On behalf of the River District, the Black Warrior Council and the staff of Winter Camp 2022, we look forward to seeing you soon!

Yours in Scouting,
Roy Meeks

Roy Meeks
Winter Camp Director
bigal9112@yahoo.com
321-890-6312

Roland Lewis
Senior District Executive
Roland.Lewis@scouting.org
205-301-4963

Justin Hayes
Council Program Director
Justin.Hayes@scouting.org
205-554-1680

Bill Gosselin
Scout Executive/CEO
Bill.gosselin@scouting.org
205-554-1680



Table of Contents

Registration	4
Provisional Troop	4
Trading Post	4
Medical Forms and Medication	4
Transportation	4
Meals	5
Early Arrivals	5
Uniforms	5
Theme Days	5
Check-In	6
Check-Out	6
Camp Horne Christmas Tree	6
Winter Weather Preparedness	6
Pet Policy	6
Daily Duties	6
Facilities	7
Winter Camp Daily Class Schedule	7
Camp Fire Program	7
Polar Plunge	8
Holiday Dessert Cook-off Extravaganza	8
Merit Badge Schedule 2022	8-9
TrailBlazer Program	10
Open Program Activities	10-11
Winter Camp Schedule	12
Emergency Procedures	13
Buddy System	15
What to Bring	16
Unit Roster	17
Map of Camp Horne	18



Registration for In-Council Participants

Registration will open November 21, 2022 and will close when full or on December 28, 2022*, whichever comes first. Registration can be completed using the online registration system at the council website, <https://www.bwc-bsa.org/winter-camp>, or the paper registration form found at the end of this guide. The online registration uses a real-time system for signing up for merit badge classes. Using the paper registration requires the scout to make a first and second choice for each class period. All adults and youth attending camp must be registered members of BSA. Refunds will be handled following the council's refund policy, see the council website for details. The camp fees are as follows:

Youth - \$115**

Adults - \$60 One adult leader may attend free for every six (6) paid Scouts (max 2 per unit).

*Registrations will include a Winter Camp T-Shirt if paid by the Dec. 12th deadline. Late registration (Dec. 12th) rate of \$140 for youth and \$75 for adults will apply (T-Shirt not included with registration after Dec. 12th deadline).

**Certain merit badge classes require an extra fee. (See the merit badge section for more information.)

Provisional Troop

We recognize that not all troops will be able to attend winter camp. We have arranged for those scouts who would like to attend without their troop. Scouts attending camp in a provisional status will be placed together and adult leadership will be provided. Adults wishing to camp with the provisional troop are welcomed. There are Adirondacks available, but the scouts may bring their own tents.

Trading Post

A trading post will be set up for the scouts to buy snacks, camp supplies and other items. The trading post will operate on a cash only basis. The hours of operation will be posted.

Medical Forms and Medication

All participants, youth and adults, who are participating in Winter Camp, must bring a current copy of their BSA Medical Form parts A, B and C. This form must be signed by parents and medical personnel and dated within the last year. A copy of the insurance card must be attached to the medical form. Anyone attending a single day needs parts A and B only. All injuries and ailments should be reported to the Camp Health Officer.

Any prescriptions at camp must be reported and locked up. Medications should be locked up and administered by the scoutmaster in camp. In some cases, medications can be locked up and administered by the Winter Camp Health Officer. Emergency medications (epi-pen, inhalers etc.) should be kept on the users at all times and will not be locked up.

Transportation

While driving in camp, please observe the posted speed limit. Each unit is responsible for the safe transportation of its members to and from camp. Transporting Scouts or adults in the bed of a pickup truck or trailer, whether covered or uncovered, is against National BSA policy.

Vehicles will be permitted to drive to the campsites to unload gear. Vehicles will not be allowed to remain at the campsite during Winter Camp. All vehicles must be parked in the Hulsart parking lot by 9am Thursday, December 29th.

Units should plan to arrive at camp as a unit.



Meals

All meals will be provided at Camp Horne’s dining hall, starting with lunch on December 29th and ending with Lunch on December 31st. There will be a special Cracker Barrel each night in the Dining Hall; everyone is invited to come by.

*****For special dietary needs, please note during your registration and contact the Winter Camp Director*****

Before each meal every day, a scout will lead grace. Any scout who wishes to lead the grace should see the Winter Camp Director. Please note that Scouts are reverent each in their own way. The scout may say his own grace or can lead Grace. This year we will be using the SeaBase High Adventure Grace.

Summit Grace

For this time and this place,
 For Your goodness and grace,
 For each friend we embrace,
 We thank Thee, Oh Lord.
 Amen

Early Arrivals

Units must schedule early arrival with the Winter Camp Director as early as possible and no later than Dec. 21st. Early arrivals must contact the Camp Ranger upon arrival, but they will register with the other Units on Thursday, December 29th. Provisional Scouts will arrive during check-in on Thursday, December 29th.

**Meals are not included for early arrivals, so Units should bring their own food or eat prior to arriving.

Uniforms

The Scouts BSA field uniform should be worn to the evening flag ceremony and evening meal each day. The rest of the day and night the scouts may wear whatever they choose if it is appropriate. Weather conditions will be a major factor in how the scouts dress.

Theme Days

Scouts and Units, here is your chance to be silly and outright wacky by participating in the daily theme. Camp staff will be on the lookout for the most creative, funny, and original looks that fit the day. All theme attire must be in good taste and follow BSA guidelines. Refer to the Winter Camp schedule for the theme of the day. If you have a theme that you would like to see added in the future, please see the Winter Camp Director. It is all about scout spirit!

Thursday (**Holiday Hat/Socks**)

Friday (**Patriotic**)

Saturday (**Hawaiian Shirt**)



Camp Check-In

The check-in process will begin at 6:45am on Thursday, December 29th. Arriving Units must have all paperwork completed and ready for hand-in to expedite you getting to site/classes. The camp administrators will collect medical forms, Unit rosters, and any unpaid fees. Units should plan to arrive at camp as a Unit. This will help speed up the check-in. If your Unit does not have all attendees during check-in, the unit will be required to have an adult remain at the check-in to collect the remaining attendee’s paperwork and then check-in their unit. We apologize ahead of time for this inconvenience but the Morning Check-In is very hectic and the staff is focusing on making this the best Winter Camp experience for your scouts. Vehicles will be permitted to drive to the campsites to unload gear. Vehicles will remain at the campsites during Winter Camp if space allows.

Camp Check-Out

Checkout will be held on Wednesday, December 29th, when your unit is ready to depart camp. There is a lot of work to do to break down and clean up camp. We would appreciate any help from the troops before you leave camp. Vehicles will be permitted into the sites again to pick up equipment. The cost of any damages caused will be charged to that unit. Once the troop or provisional scout is ready to depart, they must check out with a Winter Camp Staff member. Check-out will occur when the camp is free of gear, trash, and ready to exit. Winter Camp will close at 4:00.

Camp Horne Christmas Tree

Ranger Tim will have a Camp Horne Christmas tree set up this year. He has invited the scouts to make ornaments for the tree, using materials found at camp. The ornaments will be saved to be a part of this tradition for years to come. Please encourage the scouts to take part in this new Camp Horne tradition. If anyone would like to propose any other holiday traditions, please see the Winter Camp Director.

Winter Weather Preparedness

As you know, the weather in West Alabama in December is very unpredictable. It could be 70 degrees, or it could be 20 degrees. Most likely, it will be in the 30’s or 40’s and wet. The best thing to do is to “Be Prepared.” When camping in the winter it is important for the scouts to be dressed for the weather and to stay dry. They should have layers of insulation under their sleeping bag. Help the scouts by ensuring that they have what they need, they can use the equipment checklist at the end of the leader’s guide to help them pack.

Pet Policy

No dogs or any other animals are allowed at Winter Camp except verifiable service animals for those needing one.

Daily Duties

Campsite	Tuscarora	Chickasaw	Apache
Thursday Task	Flags	Dining Hall	Prayer
Friday Task	Dining Hall	Prayer	Flags
Saturday Task	Prayer	Flags	Dining Hall



Facilities

Camp Horne sites have Adirondacks with areas to accommodate some tents as well. Most campsites have platforms for tents to be set up if you choose to bring your own. To request a specific site, please indicate when registering before December 9, 2022 (In order to reserve a specific site, ALL fees must be paid in full at the time of registration).

The youth protection rule of separate accommodations will be enforced. All adults are required to enforce this policy. If needed, adults are asked to bring tents to sleep in, even when staying in sites with Adirondacks, to maximize the number of spaces available to the youth.

Accommodations

Q. Why do youth tent separately from parents outside of Cub Scouting?

A. Scouts BSA, Sea Scouts, and Venturing are youth-led programs. The Cub Scout program is family-oriented

Accommodations – Excerpt from *Guide to Safe Scouting*.

Separate accommodations for adult males and females and youth males and females are required. Adirondacks/Tenting

- Separate tenting arrangements must be provided for male and female adults as well as for male and female youth.
- Youth sharing tents must be no more than two years apart in age.
- In Cub Scouting, parents and guardians may share a tent with their family.
- In all other programs, youth and adults tent separately.
- Spouses may share tents.

Winter Camp Daily Class Schedule

The daily schedule will work like summer camp, where up to 2 merit badges can be taken. Classes will be held on Thursday, Friday, and Saturday. Classes will run 2 sessions throughout each day with a one-hour lunch break followed by open program activities.

Morning Session #1	–	8:00am-9:30am		Theme of the Day
Morning Session #2	–	9:45-11:15		
	Lunch		–	Thursday (Holiday Hat/Socks)
Open Program	–	12:30pm-5:00pm		
Free Time	–	5:00-5:45pm	–	Friday (Patriotic)
	Dinner			
Evening events	–	times vary	–	Saturday (Hawaiian Shirt)

Many of the classes will be able to complete all merit badge requirements. Please note prerequisites and be prepared to bring those to camp.

Merit Badges offered during Winter Camp this year are located on the next page. Scouts can choose up to 2 merit badges.

Note Program activities are not merit badge classes and most program activities have age limits.

Camp Fire Program

Scouts will have a chance to see the amazing view from our council fire ring overlooking the Upper Lake on Friday night. Units will assemble at the campfire area. Friday’s program will concentrate on the meritorious actions of the Scouts and leaders throughout camp. Units and staff members will also have the opportunity to perform skits and songs during the campfire program












Polar Plunge

All youth and adults are invited to join us Saturday morning, 6:00am, in the Boating Area. We will take a plunge in the refreshing water of the Upper Lake. Participants should be prepared and bring a towel. **All youth and adults are to wear approved Scouting BSA swim attire.**










Holiday Dessert Cook-Off Extravaganza

Attention all youth and adults!!! Showcase your Holiday cooking skills in our dessert cook-off! A select few of our lucky, or possibly unlucky, staff will be called upon to judge this event. Participants will need to bring their equipment and ingredients. Please bring your entry to the Dining Hall at 7:45pm on Friday night to be judged.

Merit Badges 2022

Merit Badge		
	Archery	merit badge should be completed at camp
	Bird Study	merit badge should be completed at camp
	Citizenship in Society	merit badge should be completed at camp
	Citizenship in the Community	should complete all except for #3, 7 and 8
	Citizenship in the Nation	should do all except #2 and 3
	Citizenship in the World	merit badge should be completed at camp
	Climbing	merit badge should be completed at camp
	Communication	will not complete numbers 5, 7 and 8



Merit Badge		
	Cooking	merit badge class can complete all except requirements #4 and 5
	Emergency Preparedness	has a prerequisite on #1. They will not do #2c and #8b in camp
	First Aid	merit badge should be completed at camp if participating in the Trailblazer program or currently First-Class rank.
	Pioneering	merit badge should be completed at camp
	Reptile & Amphibian Study	should complete all except for #8
	Rifle Shooting	merit badge should be completed at camp
	Scouting Heritage	should complete all except for #5
	Shotgun Shooting	merit badge should be completed at camp
	Signs, Signals, and Codes	merit badge should be completed at camp

Scouts are responsible for all merit badge requirements to the satisfaction of the MB counselor. This includes coming to camp with the prerequisites completed. Scouts not completing merit badge requirements by the conclusion of Winter Camp will take the additional responsibility of completing the merit badge through his unit.



Trail Blazer Program

In the TrailBlazer Program, first year campers get started right at camp while working on requirements for Tenderfoot, Second Class, and First Class. The TrailBlazer program will run during the 2 morning sessions of Winter Camp. TrailBlazer participants will attend First Aid MB during the first part of open program to allow scouts time to participant in open program fun in the afternoon. TrailBlazer is also a great opportunity to get all your newly recruited scouts a jump ahead as they prepare for Summer Camp.

Open Program Activities

Open Program activities sign-up is available during the Unit's initial registration. Many of these activities have a participant limit so that we can better serve the youth in these areas. Many of these activities have professionals coming into camp to provide these opportunities for our scouts. Spaces for these activities fill fast so complete your unit registration early. Please note that open program activities time varies. Scouts not making it to their assigned class may not show up for another offer due to class spacing. For questions concerning the open program activities, see Winter Camp Director.

Alabama Hunter Safety Course is required for those born on or after August 1, 1977, you must complete an approved hunter education program before purchasing a license. Hunter education is offered as early as 10 years of age, but is not required until license buying age of 16. However, it is highly recommended to go ahead and complete the course as early as possible. This is a fun and easy way to complete this during Winter Camp with your friends.

Skeet Challenge Course** is open to youth 14 years of age and up. If you enjoy shooting skeet or just looking for a new challenge, we have a thing for you! Did you know that Camp Horne has 13 station that offers a different challenge for all shooters? Space is limited so sign up early.

3-D Archery is open to youth 14 years of age and up. Typical archery range is flat, with targets set at exact distances. In contrast, 3-D Archery takes the archery range into the woods, introduces unique angles, and creates new ways to have fun with a bow. Camp Horne has 10 stations with 30 targets for your fun and excitement!

NRA Marksmanship Qualification Program is open to all youth but it is strongly encouraged that you have completed Rifle or Shotgun Shooting merit badge. Qualification can be achieved in many areas (pistol, rifle, shotgun) of shooting. Submit your NRA marksmanship interest to the Shooting Sports Director.

Red Cross CPR AED & Standard First Aid** Upon completion of this course, attendees will be Red Cross Certified in Cardiopulmonary Resuscitation (CPR) and First Aid for two years. The course requires 3 ½ hours to complete. Space is limited so sign up early.

Bushcraft (Etymology) where you develop outdoor living skills during this newly created outdoor experience. Those interested in learning new wilderness skills are sure to enjoy this unique outdoor opportunity. Participants will get to make charcloth, cook with cast iron, use a bowdrill, build snares, make a candle, erect shelters and learn hide tanning along with so much more. Space is limited so sign up early.



Other activities for Winter Camp 2022

- 5-mile evening adventure hike
- Blacksmithing – (limited space)
- Escape Room (teams of 4-6 people)
- Fly tying instruction – (14 yrs. of age and up)
- Open Fishing Tournament
- Climbing
- Bumper ball
- Field games and fun
- Open Shotgun**
- Open Rifle
- Open Archery
- Tomahawk Throwing
- Cowboy Action shooting – (14 yrs. of age and up)
- Conservation and Nature Camp Projects
- K-9 Unit – Elite Attack Training Demonstration

Wildlife Photo Contest – Open to all. Contest to capture the beauty of the wildlife around Camp Horne.

Fishing Tournament – Open to all – Take picture of your fish for judging.

**Requires an extra fee.



Winter Camp Schedule

Thursday 12/29	
6:45 - 7:45am	Check - In
8:00 - 9:30am	Morning Class #1
9:45 - 11:15pm	Morning Class #2
11:30 - 12:15pm	Lunch
12:30 - 5:00pm	Open Program
5:00 - 5:45pm	Free Time
5:45 - 6:00pm	Flags
6:00 - 7:00pm	Dinner
7:00 - 10:00pm	Movie Night
11:00pm	Lights Out
Friday 12/30	
7:00 - 7:10am	Flags
7:10 - 7:50am	Breakfast
8:00 - 9:30am	Morning Class #1
9:45 - 11:15pm	Morning Class #2
11:30 - 12:15pm	Lunch
12:30 - 5:00pm	Open Program
5:00 - 5:45	Free Time
5:45 - 6:00	Flags
6:00 - 7:00pm	Dinner
7:00 - 10:00pm	Campfire Program
11:00pm	Lights Out
Saturday 12/31	
6:00 - 6:30am	Polar Plunge
7:00 - 7:10am	Flags
7:10 - 7:50am	Breakfast
8:00 - 9:30am	Morning Class #1
9:45 - 11:15pm	Morning Class #2
11:30 - 12:15pm	Lunch
12:30 - 3:00pm	Open Program
3:00pm - 4:00pm	Campsite Clean Up & Check Out
4:00pm	Winter Camp Closed/ ALL depart



Emergency Procedures

There are several different types of emergencies that we need to be prepared for. The following is a list of situations that could happen and how to react in each case. **IN THE EVENT OF A CAMP-WIDE EMERGENCY, THE FOLLOWING WARNING SYSTEM WILL BE UTILIZED.**

Severe Weather (Scattered Thunderstorm or severe lightning watch/warning)

1. If needed, alarm will be sustained ringing of the dining hall bell.
 - Unless unavailable, a text message will be sent via the emergency messaging system to clarify what precautions should be taken.
2. All aquatic areas will be closed and campers will be moved away from open water.
3. All campers will be instructed to stay away from clearings and solitary trees.
4. Take cover – do not try to get to your campsite and remain with your group.

Severe Weather (Thunderstorms and Tornado watch/warning)

1. Alarm will be sustained ringing of the dining hall bell.
 - Unless unavailable, a text message will be sent via the emergency messaging system to clarify what precautions should be taken.
2. When a Severe Thunderstorm Warning, Tornado Watch, or Tornado Warning is issued, all campers will be instructed to report to the Dining Hall unless otherwise instructed by camp management. **No one should remain in campsites.**
3. If weather conditions make it unsafe to move to emergency shelter location, move to lowest, safest area with protection. If you must take this action, notify camp management immediately. This is a last resort.
4. Stay with your group. Unit leaders will be asked to give a full head count accounting for every member of their units.

Severe Weather (Flash Flood watch/warning)

1. If needed, alarm will be sustained ringing of the dining hall bell.
 - Unless unavailable, a text message will be sent via the emergency messaging system to clarify what precautions should be taken.
2. All aquatic areas will be closed and campers will be moved away from open water.
3. Avoid low-lying areas and areas near water.

Fire (Minor)

1. Put out fire with equipment and manpower available on site.
2. Send for staff help if needed.
3. Do not attempt to contact outside emergency services. The Camp Director will contact any needed emergency services.
4. Inform Camp Director and Camp Ranger for further evaluation.

Serious Accident or Illness

1. Start first aid at site – do not try to move a seriously injured person.
2. Send for staff help. Send a runner to health lodge.
3. Do not start rumors; all unneeded people will be kept away from the area of the incident.
4. Inform Camp Director **IMMEDIATELY**. Do not attempt to contact outside emergency services. The Camp Director **will** contact any needed emergency services.
5. Complete notes of incident will be recorded.



Major fire, Missing Person, Lost Swimmer

1. Alarm will be sustained ringing of the dining hall bell.
 - Unless unavailable, a text message will be sent via the emergency messaging system to clarify what precautions should be taken.
2. All program areas will be closed in an orderly fashion.
3. All campers (youth and adult) and staff must move to Parade Field *immediately* in an orderly manner and using the buddy system.
4. Campers will line up by unit. Unit leaders will conduct head counts. All campers will wait for instructions from camp management.
5. Unit leaders will report missing campers to the staff.
6. Do not attempt to contact outside emergency services. The Camp Director will contact any needed emergency services.

High Temperatures, Humidity Problems

1. Camp administration will monitor weather conditions. In situations of high temperatures or high humidity where activities should be limited, all leaders will be informed via announcements, leader's meetings, and/or emergency messaging system.
2. Program Director will work with unit leaders and staff to schedule alternate programs.
3. Hiking and activities that require physical exertion will be postponed.

Intruder

1. Report any unauthorized person to the Camp Director.
 - All visitors must check-in through the Hulsart. Anyone who is not a camper or registered visitor will be considered an intruder.
2. All program areas will be closed and locked down.
3. Depending on the situation, **run** away, or **hide**. As a last resort, **fight** or defend yourself.
4. Do not attempt to contact outside emergency services. The Camp Director **will** contact any needed emergency services.

Hazardous Material Exposure

1. Contact Health Officer to follow instructions on appropriate SDA Sheet.
2. If Necessary, Contact Alabama Poison Control Center @ 205-334-6969.

Dangerous Encounters with Wildlife

1. Snakebite: Contact Health Officer immediately.
2. Apply pressure above the affected area.
3. Camp Administration will coordinate transport to Druid City Hospital.
4. Refer to Camp Horne Wildlife Plan for Campers and Leaders.

Natural and Manmade Hazards at Camp and Program Sites

1. Use caution around hazard.
2. Report any new hazards to Camp Director or Camp Ranger.

Equipment Emergencies

1. Follow all recommended procedure according to the manufacturer's operation manual.
2. If injured, contact Health Officer.



ALWAYS USE THE BUDDY SYSTEM WHILE AT CAMP HORNE

Buddy System

All troops are required to use the Buddy System. When traveling around camp during non-merit badge times each Scout should have a Buddy to assist in the event of an emergency.



What to Bring

Each scout should bring his or her own personal gear. Each item on the list is important. Please stress the necessity of having the proper gear.

Scout Equipment

- Scouts BSA shirt
- Boy Scout or Venturing Handbook
- Water bottle or canteen
- Flashlight with extra batteries
- Personal first aid kit

Bedding

- Sleeping bag and pillow
- Old blankets - to put over/under Sleeping bag as an insulation
- Ground/Adirondack bunk pad

Other Items

- Duffel bag or footlocker for personal gear
- Lip balm
- Toothbrush, toothpaste
- Soap, Deodorant
- Washcloth and towel
- Comb and/or hairbrush
- Notebook, pens, pencils
- Camp chair
- Spending money
- Camera

Clothing

The key to cold weather camping is to stay warm and dry. Bring both light and heavyweight clothing to "layer" if the weather is cold. For underwear and socks, bring at least one change per day.

- Underwear
- Socks - a pair of lightweight socks next to your feet will pull the moisture away and keep your feet warmer
- Socks - heavy (wool is best - they will be warmer, even if wet)
- T-shirts
- Long, thermal underwear - at least one pair
- Hooded sweatshirt and sweat pants – (make the best pajamas in cold weather)
- Long pants
- Long sleeve shirt
- Warm coat or jacket - suitable for camping environment
- Stocking cap and gloves or mittens
- Winter boots
- Extra Pair of footwear - sneakers are OK
- Rain gear

Troop Gear

- Water cooler
- U.S. Flag
- State Flag
- Troop Flag
- First aid kit
- Broom
- Ropes
- Tarps

What NOT to bring

- Firearms
- Fireworks
- Alcohol
- Electronics
- Valuables
- Pets
- Sheath or survival knives
- Anything that detracts from scouting



2022 Unit Attendance Roster

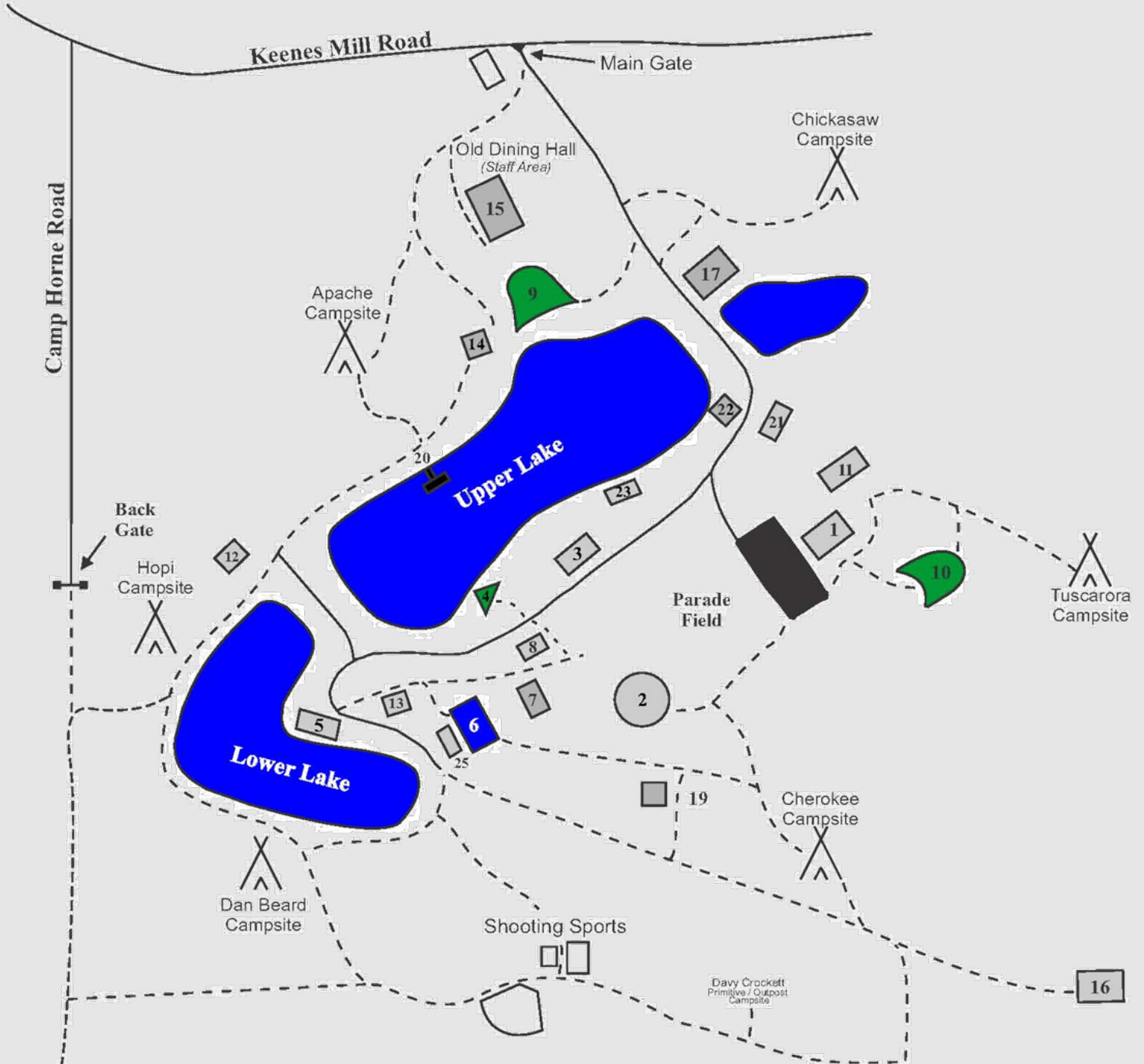
Unit #:	Campsite:	District:	Council:
---------	-----------	-----------	----------

	Adult/Scout	Print Name	DOB	Medical
1				
2				
3				
4				
5				
6				
7				
8				
9				
10				
11				
12				
13				
14				
15				
16				
17				
18				
19				
20				
21				
22				
23				
24				
25				
26				
27				
28				
29				
30				



Camp Horne

Black Warrior Council, BSA



- | | |
|-------------------------------------|----------------------------------|
| 1. Hulsart Training Center / Museum | 13. Blackfoot Cabin |
| 2. Dining Hall | 14. Ecology Cabin |
| 3. Program Storage Building (PSB) | 15. Old Dining Hall (Staff Area) |
| 4. Livingston Chapel | 16. Climbing/Repelling Tower |
| 5. Trading Post | 17. Warehouse |
| 6. Swimming Pool / Central Showers | 19. Scoutcraft Area |
| 7. Health Lodge | 20. Boating Area |
| 8. Health Lodge Pavilion | 21. Trailblazer Pavilion |
| 9. Warren G. Finney Council Ring | 22. Boat house |
| 10. Sunday Night Campfire Ring | 23. Lakeside Pavilion |
| 11. OA Lodge | 24. Shooting Sports Complex |
| 12. Hopi Cabin | 25. Pool Pavilion |

