

Camp Alaflo 2024

Alabama-Florida Council

Boy Scouts of America

1687 County Road 156
Enterprise, AL 36330
334.793.7882




Table of Contents

[Welcome to Camp Alaflo](#)..... 3

[Preparing for Camp](#) 4

[Reservations & Camp Fees](#)..... 5

[Health, Medical Records & Medication](#).....6

[Transportation \(ATV, Side by sides, golf carts, vehicles/trailers in camp\)](#)..... 6

[Living at Camp](#)..... 7

[Registration](#)..... 12

[Health & Safety](#).....13

[Alaflo FAQs](#).....15

[Program Information](#) 18

[Adult Leader Trainings and Activities](#) 21

[Directions/Map](#).....22

[Camp ALAFLO Campsite Inspection](#).....23

[Honor Camper](#).....24

[Scout Master Merit Badge](#).....25

[Honor Troop](#).....26

[Packing List](#).....27

Merit Badge Schedule.....28



Welcome to Camp Alaflo

Dear Scouts and Scouters:

How great it is to be looking forward to summer camp 2024 at Camp Alaflo. I am thrilled to have this position as I have come full circle as a youth and Camp Staff Member in the Alabama-Florida Council. I have fond memories of walking into camp as a young Scout and being excited about all the fun and exciting things that camp had to offer. I was able to build some amazing friendships and eventually go on to serve on camp staff first as a CIT and then for many years in various positions including working in the Trading Post, OSA Director, Camp Commissioner and Program Director. Now I have the opportunity to return to camp as a parent of a Scout and a Staff Member and as the Camp Director for the camp I grew up on and love.

For the past several years you all have continued to rate our camp between 8.5 and 9 on a scale of 10. We could be content and say that was good enough – but there are always ways that we can improve the Program to provide an even better experience for our Scouts and Scout Leaders alike!

We promise to return with the great Southern Hospitality that y'all have come to expect at Camp ALAFLO. We want to shake your hand every morning, play hard all day, and kick back in our improved campsites. This year, we will all enjoy the following improvements:

- More Camp ALAFLO branded items in the Trading Post.
- New merit badge schedule
- More Opportunities to earn more Merit Badges and participate in High Adventure.

Even though we have addressed as many concerns as we can for this season we are continuing to seek your feedback and make improvements to our facilities and program. You have many options for your summer camp adventure and we're glad you have chosen Camp Alaflo for 2024! If you have any questions or comments, please feel free to contact me via email at joe.maxwell@scouting.org or by phone at the Council Service Center at 334.793.7882 or on my cell at 334.446.8149. I look forward to meeting each and every one of you at camp this summer.

Joe Maxwell | Camp Director

Joe.maxwell@scouting.org



Preparing for Camp

Reservations & Program Fees

2024 Camping Summer Camp Season

Cub Scout Resident Camp June 12-15, 2024

Scouts BSA Camp June 16 –22, 2024

	Early Bird (through Mar 15)	Base Fee Mar 15— Apr 15	Late (5/15 and beyond)
Youth-Scouts BSA	\$275	\$325	\$375
Youth– Cub Scout	\$160	\$185	\$200
Leaders– Scouts BSA	\$100	\$125	\$150
Leaders-Cub Scout	\$50	\$75	\$100
Unit Reservation	\$50		

Fees are NOT REFUNDABLE but ARE transferable.

Leader Fees: \$100 per Leader with discounts listed below for the number of Scouts attending Camp ALAFLO. 1 – 5 Scouts = 0 Leaders Free; 5 – 10 Scouts = 1 Leader Free; 11 – 15 = 2 Leaders Free; 1 Leader Free for every 5 Scouts more than 15. ADULT LEADERS BSA policy requires that at least two adult leaders accompany each troop to summer camp. All leaders must be at least 21 years of age. All adults staying at Camp ALAFLO must bring proof of completion of Youth Protection Training taken within the past 2 years. If any adult stays more than a combined 72 hours on camp property, they must be a registered adult leader with the council. There are a limited amount a camperships available for Scouts that may need some help. Please contact Joe Maxwell for more details.



Health, Medical Records, & Medications

Medical Forms, Insurance, and Permission Forms

Youth and adult participants are required to bring a completed [BSA Medical Form 680-001](#), parts A, B, and C to camp. While at camp, the unit's medical forms will be kept on file for the week with the camp's health officer, and will be returned to the unit leader at the end of camp. Part C requires that Scouts and leaders have a physical examination conducted by a medical professional (such as an MD or PA) **before coming to camp**. Please make arrangements for Scouts and leaders to have their physical examination before departing for summer camp. Any Scout or leader who does not have a completed health form — including the physical exam in Part C — will be restricted from all camp activities until an examination has been given. There are no provisions for an examination to be given at camp. Each participant's health form must also be signed by all parties in the appropriate places. Please keep a copy of each Scout's form for your records. We also ask that all participants provide proof of insurance by attaching a copy of an insurance card to the medical form (or providing insur-

[BSA Medication Policy](#)

Per BSA National Standards, all prescription medications (including those needing refrigeration) are to be kept in locked storage and in compliance with local and state laws. The Health Lodge is able to securely store medications as necessary. According to local laws, it is required that all schedule II Narcotics be secured under dual lock and key in the Health Lodge for participants under the age of 18. In certain cases, a limited amount of medication may be carried by a camper or leader for life-threatening conditions including epinephrine autoinjectors, inhalers, and heart medications. If sending medication with your Scout to camp, please send it in its original container. [Medication form](#).



Transportation

The troop must make arrangements for safe transportation of your Scouts to and from camp. Seat belts are required for all occupants of motor vehicles. The bed of a truck or a trailer is never an appropriate place for Scouts or Scouters to ride.

Vehicles in camp

Council policy requires that all leaders' and visitors' vehicles be parked in the camp parking lot while camp is in session. One vehicle may be designated, if you desire, to carry gear to your campsite after you check-in. After unloading, it must be promptly returned to the parking area. Troops may leave one unattached equipment trailer at their campsite. No personal vehicles are permitted to be left in the campsite. Persons with physical disabilities will be accommodated on an individual basis. BSA policy prohibits anyone riding on fenders, hoods, trunks, or open beds of trucks.

Personal ATV's, Golf Carts & UTV's

NO personal ATV's, UTV's, or Golf Carts will be allowed on Camp without permission from the Camp Director. In the event that one is required for medical reasons, contact the Camp Director, Joe Maxwell at joe.maxwell@scouting.org for more information. Please do this prior to coming to Camp. If approved to have a UTV or Golf Cart at camp, please complete the later in this packet and have a first aid kit and fire extinguisher on the vehicle at all times.

If you plan to operate a UTV or ATV while on camp property, you must provide a hands on basic driving course certificate of completion, must be present at check in. You will NOT be permitted to operate ANY UTV/ATV without this certificate. Go to www.rohva.org for more detail. For more NCPA detail click [here](#).



Living at Camp

Check-In Units should plan to arrive at Camp AlaFlo at your prescribed check-in time. The camp is closed between noon Saturday and noon Sunday, and there will be no one available to handle early arrivals. Upon arrival to camp, proceed to the Camp Office. Once checked in, your Troop Guide will lead your unit to your camp site to unload vehicles. Once unloaded, all vehicles must return to the parking lot. Do not block the roads for any reason. The roads serve a vital role for the camp logistics and two-way passage must be maintained. Health staff will also be present at each check-in area to administer health re-checks. The unit should bring the medical forms for everyone. All scoutsers must have a current health form. The recheck is to make sure that no significant changes have occurred since the physical examination was given.



Dining Hall

Before each meal, units line up in formation on the parade ground outside of the Dining Hall. A member of the AlaFlo staff will lead the camp in returning thanks. The AlaFlo Grace is often said during the week — it is recommended that Scouts learn this grace so they will be able to join in.

Our Dining Hall staff provides a balanced diet for young Scouts at all meals. We are also able to accommodate many typical food allergies and dietary restrictions. As necessary, individuals with these conditions are encouraged to bring to camp any specialty foods that they may need to supplement our regular menu. Such foods should be labeled with the individual's name, unit number, and any specific instructions. We will make every effort to prepare these foods as required and have them ready for the Scout or leader at each meal. Please inform the Camp Director - Joe Maxwell at joe.maxwell@scouting.org of any special dietary needs, no later than May 13, 2024. We will do our very best to accommodate any special needs.



Trading Post The Trading Post

If Scouts and Scouters are looking for refreshments the Trading Post will be the place to be during those warm camp days. In addition to snacks, other items including BSA supplies and equipment, handicraft materials, merit badge books, camp T-shirts and other souvenirs will be available. We also allow for Scouts to put money 'on account' at the store, so that they do not have to hang on to their money. When they make purchases, we will debit their account, and notify the Scout when they are getting low on funds. Credit and debit cards are available. It is recommended that scouts bring \$75-\$100 for the trading post.



Lost and Found

A central lost and found area is located at the Dining Hall next to the head tables with all other main areas of camp also keeping items they find at their respective areas. At the end of each week of camp, all lost and found items will be boxed and stored. After camp closes for the summer, unclaimed lost and found items will be donated or discarded. To make it easier to recover lost items, Scouts should clearly mark their personal possessions with their name and unit number.

Scoutmaster's Lounge (Elmore)

This is the gathering place only for adult leaders. Please note that the Scoutmaster's Lounge is sometimes reserved for merit badge sessions. Free Wi-Fi is also available.

Check-Out

The check-out procedure begins on Saturday, and should be completed before 10:30a.m. the fellowship we feel. Scouting thanks, you o' Lord Amen Return to Top Leader's Guide to Summer Camp - Camp Alaflo | 22 your site, they will work to see



Any unit with special check-out considerations should make plans through the Program Director or the Camp Director. Merit Badge applications, health forms and other paperwork will be given to each unit at the breakfast assembly. After Breakfast, the unit will return with the guide to the campsite to pack their gear and clean up the site. Vehicles will be allowed in camp to load personal and unit equipment. The guide and unit leader will conduct another inventory of the campsite to make sure that no equipment has been misplaced or damaged during the week. Return any borrowed equipment to the Quartermaster, and the guide will inspect the site to be certain that it is clean. The cost of any damaged property or equipment will be charged to the unit. The unit leader should stop by the Administration building on the way out of camp to check-out and take care of any last-minute business.

Visitors' Night

Visitors' Night at camp is Wednesday evening. At that time, parents may wish to bring a picnic supper to enjoy with their Scout and friends. The highlight of the evening's activities is the campfire program and the Order of the Arrow ceremony. Visitors are always welcome to join the campers for meals and other activities. The cost of visitors' meals is \$8.00 per person and may be purchased at the Trading Post or Camp Office (\$8 per meal). Guests may or may not be seated with the unit, depending upon dining hall seating arrangement and the length of notice of arrival. Visitors must present meal ticket to dining hall steward upon arrival to mealtime. All visitors to camp **MUST** Sign in at the Camp Office.



Wi-Fi access at camp Due to the location of Camp ALAFLO, internet access may or may not be available. While we are constantly improving our camp operation, please understand that this is an item that we might not be able to provide the general population. Available for Adults only

If you must attend a webinar or other high bandwidth work related event, please discuss with the Camp Director what options are available.

We would also request that youth be encouraged to take full advantage of being in an outdoor environment and leave the internet alone for a few days, unless there are specific merit badge course requirements.

Wristbands in camp As part of the check-in process when you arrive, your unit will be issued one wristband per registered youth and adult. It is important that every registered person wears the wristband properly as this is part of our Youth Protection program. If a wristband is broken or lost during your week, you may replace it at the camp office. During the week, it is expected that new leaders, family members, and program guests will visit camp. All guests must check in at Camp Office to register and receive a camp wristband. Anyone without a wristband will be asked to immediately report to the Camp Director, Camp Commissioner or Program Director.

Checking in and out of camp during the week We understand that there will be times that youth participants and adult visitors will be coming and going. We ask that each time someone arrives or leaves camp to please check in/out at the camp office.



Registration



CAMPSITE RESERVATION

Reserve your campsite using the [online](#). Units in good standing may will be given campsite priority if reserved prior to March 1, 2024. Your reservation will be applied toward your Unit's total invoice for camp.

Scan me to register for Scouts BSA



PROGRAM FEES

Archery Merit Badge \$15	Space Explorations \$20
Rifle Merit Badge \$25	Cooking \$15
Shotgun Merit Badge \$35	Indian Lore \$20
Butter and Egg Adventure Cost TBD	Soil and Water Conservation \$7
Handicraft Merit Badges (each) \$20	



Register for Cub Scout

Resident Camp

Registration is expected to open 2/2/24. A link will be published via Facebook when available and this digital guide. The registration link will be on the Council Calendar.



HEALTH AND SAFETY

Alcohol, Illegal Drugs, Controlled Substances The consumption, possession or use of alcohol, illegal drugs, or controlled substances is not permitted. Violators will be asked to leave camp. Additional actions may be taken, including notification of local law enforcement officials.

Tobacco Smoking or the use of any tobacco product is not permitted in the presence of youth members at any Alabama Florida Council camp. Smoking or use of tobacco in or around buildings or around Camp Program Areas is PROHIBITED. Every campsite will have a designated area for smoking. Please ask the camp director where the appropriate smoking areas are when you arrive.

Camp Certification Camp ALAFLO is inspected each year by the state health department, and by the Boy Scouts of America. All areas of the camp will meet or exceed the standards for facilities, health and safety, and program. All Alabama-Florida Council camps are licensed to operate by the State of Alabama.

Camp Curfew No Scout may be out of his campsite after 10:00 PM, unless accompanied by an adult or with authorization from the Program Director or Camp Director to participate in an activity.

Firearms, Ammunition, Fireworks, Bows and Arrows Personal firearms of any type (including rifles, shotguns, handguns, BB/paintball/air soft guns, black powder, cannons, potato/tennis ball bazookas, catapults, blow guns, bows, arrows, sling shots) ammunition, laser pointers, and fireworks are not allowed in camp. The Camp Director reserves the right to confiscate and re- turn upon departure from camp any item that may be considered a potential risk to the general health and wellbeing of the camp.



Fires, Liquid and Propane Fuels When you arrive at camp your check-in procedure will include a fire ban status report. The camp management team has assured the local authorities of full cooperation when a burn ban is in effect. Please understand that at times special dispensation can be made at the discretion of the local marshal to allow programmatic burns when appropriate. If there is no ban, fires are to be built only in designated areas and under proper supervision. Liquid or propane fuels are to be used only under adult supervision. Liquid fuels of any type cannot be used to start fires. Liquid fuel must be stored in approved containers and, along with propane cylinders, must be stored under lock and key. Under NO circumstance is any quantity of fuel to be stored in the campsite. Empty cylinders and cans must be given to the Camp Director for disposal. BSA policy prohibits the use of open flames in tents. This includes mosquito coils, catalytic heaters, gas lanterns, stoves, candles, and smoking material. This also includes



ALAFLO FAQs

How do I pre-register for Merit Badges at Camp ALAFLO?

All merit badge registration is done through the website, which will be available for scheduling on Feb 15, 2024. Please refer to the [Program section](#) of this guide for more merit badge class details. You will be able to print out your Unit's Merit Badge schedule via the Tentaroo website prior to camp. For

How does the Dining Hall at Camp ALAFLO work?

All meals at Camp ALAFLO are served cafeteria style. Your unit will be assigned seating in groups of fifteen. Every unit will need to provide one table waiter per group of fifteen attendees. That person will take care of the needs of your table before, during, and after the meal. If you are bringing fewer than fifteen (youth and adults) then you may be sharing a table with another unit.

What forms are needed for Check-in?

Four things are needed when you check in at Camp Alaflo:

- 1) Complete roster of all youth and adults in attendance.
- 2) Completed [medical form](#) (A, B, C) for all youth and adults in attendance.
- 3) A Youth Protection completion certificate dated in the last two years for every adult in attendance.
- 4) Out of Council units will need to bring proof of Troop insurance and two (2) copies of their local insurance claim form



What if our unit is changing out adult leadership during the week?

During the registration process please account for the total number of adult leaders registering for Camp. For example if you are changing out adults on Wednesday, with no overlapping evenings, simply account for both leaders with one adult registration. You may pay for any overlapping meals in the Trading Post or Camp Office (\$5 per meal). All adults coming on camp during the week MUST show proof of Youth Protection Training when they check in at the camp office. Please be sure to have ALL adults check-in/out at the camp office. 2024 Alabama-Florida Council Summer Program Information and Leader Guidebook.

What if we have visiting adults that will not attend the full week?

Any adult not accounted for in your registration fees will need to pay for any meals they eat in the Dining Hall. They can do this at the Trading Post or Camp Office (\$5 per meal).

Tentage?

Campers are responsible for providing their own tents. Cots are available upon request.

Does the camp have picnic tables and shelter in the campsites?

All campsites have a permanent shelter in the campsite. Picnic tables are also provided in the campsite.

Is there power available in the campsites?

No – there is not power in our traditional campsites. We have one (1) campsite that is ADA Compliant and does have power, but this campsite is reserved for Units with Special Needs. Contact the Camp Director for more information.

Will we be sharing a campsite?

Be sure to check the campsite maximums on the reservation form. If you are bringing fewer people than the campsite will hold, then chances are you will be sharing your campsite with another unit.



What Order of the Arrow Programs will be available at camp?

Yes. We will have a call-out ceremony and will also offer the opportunity for qualifying Arrowmen to earn the Brotherhood honor. You are encouraged to engage your Troop's Arrowmen to prepare for Camp, Ordeal callout, and Brotherhood opportunities.


Is there a way to get my swim check done before we arrive at camp?

Troops are HIGHLY ENCOURAGED to get their swim checks prior to Camp.

Check out our [website](#) for more details.



Program



Merit Badge
Schedule

Merit Badge
Pre Requisites

Merit Badges

TBD

Rawhide

Rawhide is Camp Alaflo's new/first year camper program. It is designed with the intent of teaching the basic skills that all Scouts must master for rank advancement, camping, and other outdoor activities. Highlights include camping, first aid, ropework, map and compass work, and nature hiking. While designed primarily for Scouts who are new to the Scouting program and/or attending summer camp for the first time, the program is open to any interested Scouts. This is a premiere program that in addition to the skills, allows for work on the [First Aid](#), [Pioneering](#) and [Swimming](#) Merit Badges.

Who Should Sign Up?

Unit leaders should consider each Scout individually when deciding whether they should sign up for this program. While a Second Class Scout may gain valuable skills in the program, they may be better served in the merit badge program. Likewise, a 14- or 15-year-old may be in their first summer at camp, but may be advanced enough to bypass this program in favor of merit badges.

The following requirements will be completed:

Tenderfoot: 1b, 1c, 2a, 2b, 2c, 4b, 4c, 4d, 5a, 5b, 5c, 7a, 7b

Second Class: 1a, 1b, 1c, 3a, 3b, 3c, 4, 5a, 5c, 5d, 6c, 6d, 6e, 7c, 8a, 8b, 8c, 8d, 8e, 9a, 9b, 10

First Class: 1a, 1b, 2a, 2e, 3a, 4a, 4b, 5a, 5b, 5c, 5d, 6b, 6c, 6d, 6e, 7c, 7d, 7e, 7f, 9a, 9b, 9c, 9d, 10



Adult Leader Training

There will be several opportunities for adult leaders to participate in training this year.

Available Training:

- Cub Scout BB gun Range Master 3 hours
- NRA Range Safety Officer
- CPR/AED/First Aid
- Chain Saw Safety
- Swimming & Water Rescue
- Paddle Craft Safety
- IOLS
- BSA Archery Rangemaster 3 hours

Available Awards:

- BSA Scuba
- BSA Snorkeling
- Kayak Award
- Miles Swim



Directions



OUT OF COUNCIL UNITS- IF YOUR UNIT HAS ACCESS TO THE INTERNET, PLEASE LOCATE THE DIRECTIONS TO CAMP ALAFLO. HERE IS THE ADDRESS: **1687 COUNTY ROAD 156 ENTERPRISE, ALABAMA 36351**

CAMP ALAFLO DRIVING DIRECTIONS

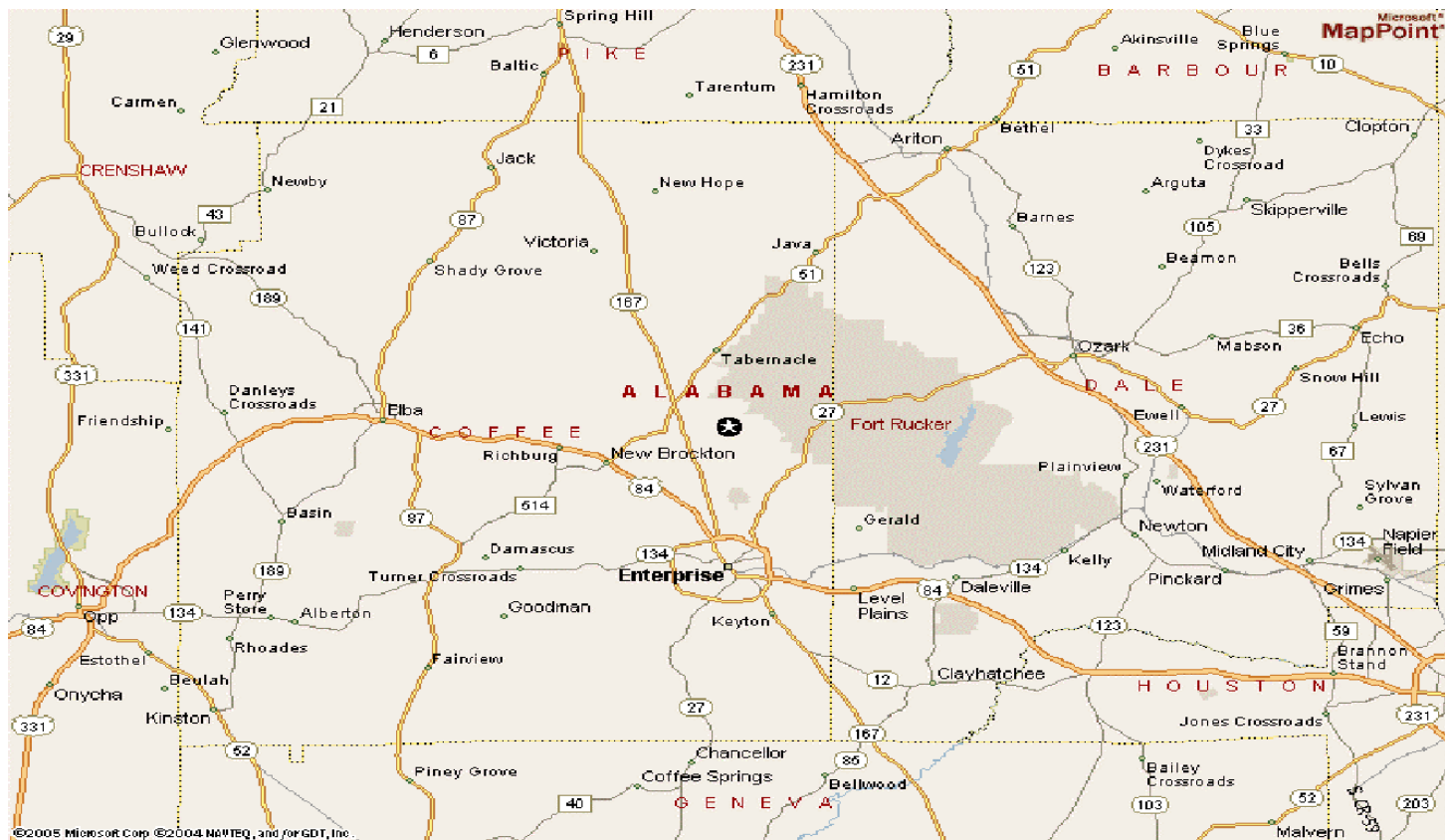
(Look for BSA camp ALAFLO sign on hwy 27 or hwy 167)

**FROM TROY: HWY 167 SOUTH
TAKE LEFT ON COUNTY ROAD
156/259**

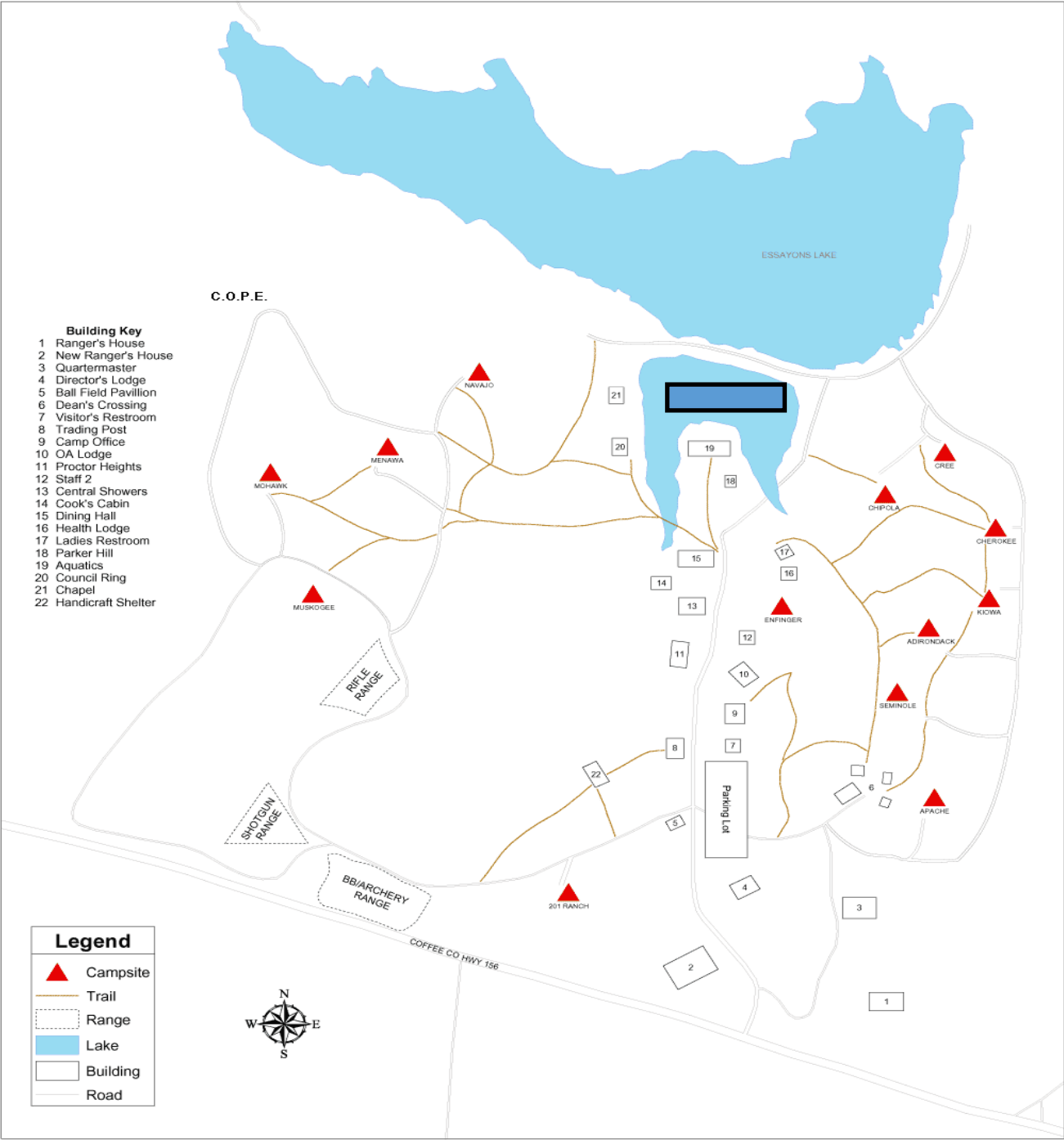
**FROM ANDALUSIA: HWY 84
EAST TAKE RIGHT ON HWY 167
NORTH, THEN TAKE RIGHT ON
COUNTY ROAD 156/259**

**FROM DOTHAN: HWY 84 WEST
TAKE RIGHT ON HWY 27
NORTH, THEN TAKE LEFT ON
COUNTY ROAD 156/259**

**FROM OZARK: HWY 27 SOUTH
TAKE RIGHT ON COUNTY ROAD
156/259**



CAMP ALAFLO



Camp ALAFLO Campsite Inspection

Campsite/Health/Safety	Points	Mon	Tue	Wed	Thu	Fri	Comment
Tents Properly Set Up	10						
Tent Doors Closed	5						
Tents and Hammocks Neat	5						
Campfire area properly cleared	5						
Fire tools Present and readily available	10						
Fireguard chart posted and filled out each day	5						
Fuel Properly secured and stored	5						
Equipment clean and properly stored	5						
Duty roster posted	5						
Troop and American Flag Displayed	5						
Campsite neat and free of litter	10						
Latrine/Shower clean/swept out	10						
First aid kit in camp and readily available	5						
Camp Gadget (one per day)	10						
No Vehicle in Campsite	5						
Ax Yard (Optional)							
Ax Yard properly laid out and marked	5						
Tools Properly Stored	5						
Total Points	110						



Honor Camper

Camp ALAFLO

This recognition will be given to campers who complete the following. A staff member or your Scoutmaster must initial the completion of each item.

Complete all of the following:

- 1. Participate in the Outdoor Skills Challenge (Monday Night) _____
- 2. Assist in cleaning up the dining hall after dinner (one time) _____
- 3. Help keep camp clean by picking up trash around camp _____
- 4. Do a Good Turn each day _____
- 5. Show Scout spirit at all assemblies (merit badge classes, Dining hall and campfires) _____

Do 4 of the following:

- 1. Demonstrate 5 basic knots. _____
- 2. Identify 5 trees. _____
- 3. Take a nature hike on the nature trail _____
- 4. Complete a handicraft project _____
- 5. Make a camp gadget _____
- 6. Help another Scout learn a skill _____

Do 5 of the following:

- 1. Attend open swim _____
- 2. Catch a fish _____
- 3. Attend open Shooting Sports _____
- 4. Attend the Vesper Service _____
- 5. Attend "The O A Campfire" on Wednesday night _____
- 6. Complete the mile swim _____
- 7. Participate in a sports activity _____
- 8. Dump Dining Hall Garbage Can (with staff assistance) _____

This Form must be turned in by Saturday SPL meeting.

Camper Name: _____ Unit Number: _____

Leader Signature: _____

2024 Scoutmaster Merit Badge

75 points needed to earn merit badge

Item	Points Available	Points Earned
Spend 5 minutes suggesting improvements to, complimenting, or otherwise occupying a staff member (NOT Program or Camp Director!)	5	
Attend Scoutmaster Coffee 3 times during week	3	
Attend the Scoutmaster's luncheon	5	
Go Fishing	5	
Go all week without accessing the Internet	5	
Complete Safe Swim Defense / Safety Afloat training	2	
Compliment 2 meals cooked in the Dining Hall	5	
Earn either the Swimming & Water Rescue Certification or Paddle Craft Safety Certification	15	
Learn to tie a new knot. Teach it to a Scout	5	
Attend free swim as a participant	5	
Attend 5 Merit Badge sessions with your Scouts 1. _____ 2. _____ 3. _____ 4. _____ 5. _____	5	
Pick up 10 pieces of litter	5	
Serve as Chaperone for Wilderness Survival/Camping Overnighter	5	
Help your troop work on a Camp Improvement project	5	
Spend 3 nights/days in camp with your troop	3	
Participate in 2 evening activities	2	
Take one nap in the afternoon heat – sometimes a few days of practice are required before this requirement can be completed correctly.	5	
Complete the Mile Swim	5	
Take a picture with the Camp Director and post on social media	10	
Share your best Fish impersonation with Camp Commissioner	5	
Participate in the Rawhide 5 mile hike	5	
Participate in the Camp Commissioner's "Whittle a Spoon" contest	10	
Participate in Staff vs SM activity	10	

I certify, on my honor, that I have satisfied the requirements for the Scoutmaster Merit Badge

Name _____ Troop _____ Campsite _____



2024 HONOR TROOP CHALLENGE

The Camp ALAFLO Staff challenges your troop to earn the Honor Troop Award. The Honor Troop Challenge takes your troop to new frontiers. Can your troop do it? A minimum score of 1,000 (out of a possible 1,325) is required to earn HONOR TROOP Award

Item	Points Available	Points Earned
Monday Campsite Inspection Score	100	
Tuesday Campsite Inspection Score	100	
Wednesday Campsite Inspection Score	100	
Thursday Campsite Inspection Score	100	
Friday Campsite Inspection Score	100	
At least 65% of the youth campers earn the Honor Camper Award	200	
Troop Participates in Outdoor Skills Competition	75	
Complete a camp improvement or conservation project. See the Camp Director, Camp Ranger or Camp Commissioner for camp needs/project ideas.	100	
The entire troop, arrive on-time to meal assemblies at least 80% of the time	100	
Scoutmaster AND Senior Patrol Leader Attend Sunday Night SM/SPL Meeting	25	
Senior Patrol Leader attends daily SPL Meeting – (10 pts per day)	50	
Conduct grace at a meal-time assembly	50	
Provide a program (cheer, song, etc.) at a meal-time	25	
Conduct a flag ceremony at a morning or evening assembly	25	
As a troop, attend camp Vesper service	25	
Troop Sweep/Mop Dining Hall	25	
At least 2 Adult Training Courses are completed during the week	50	
One adult serves as chaperone for Wilderness Survival/Camping Overnighter	25	
Scoutmaster participates in Staff vs SM activity	20	
Scoutmaster participates in Staff vs SM activity	25	

This form must be turned in at Saturday SPL Meeting.

I certify, on my honor, that my troop has satisfied the requirements for the Honor Troop Award

_____ Troop _____ Campsite _____

(Signature of Senior Patrol Leader)



Packing Check list

_____ BSA Annual Health & Medical Record (Parts A,B & C required)

_____ Medication Sheet

Personal Gear

—— Complete Scout Uniform

—— Sweater and/or Jacket

—— Swim Suit

—— Scout related T-Shirt (3 minimum)

—— Raincoat or Poncho

—— Hiking boots and tennis shoes

—— Sleeping bag and pillow

—— Shorts

—— Scout Belt *

—— Socks (3 pair)*

—— Extra footwear

_____ Underwear/T-shirts

_____ Drinking Cup/Canteen

_____ Insect Repellent

_____ Flashlight w/ fresh batteries

Toilet Articles

——— Toothbrush/Toothpaste

——— Wash Cloth/Towels (2)

——— Deodorant

——— Comb and/or Brush

——— Sunscreen

Advancement Materials

—— Scout Handbook*

—— Notebook w/ Paper/Pens/Pencils*

—— Merit Badge pamphlets*

—— B.S.A. Requirement Book*

—— Long pants and a long sleeved shirt

(For Swimming Merit Badge only)

Items you may want to bring

—— Mosquito Net*

—— Pocketknife*

—— Spending money (Average \$75.00)

—— Personal first aid kit*

—— Fishing gear*

—— Sunglasses

—— Compass*

—— Camera

—— OA Sash

—— Canteen/1 Liter water bottles

—— Day pack (Rawhide)

—— Alarm clock

—— Plastic Mug/Sierra Cup

—— Knife/Fork/Spoon*

—— Ground Cloth

*Trading Post Items (while supplies last)

WHAT TO LEAVE AT HOME

Fireworks, firearms, ammunition, cell phones, radios & pets.

